



**Asia-Pacific  
Economic Cooperation**

**Advancing** Free Trade  
for Asia-Pacific **Prosperity**

# **Final Review of the Boracay Action Agenda Study Report**

**APEC Small and Medium Enterprises Working Group**

October 2021





**Asia-Pacific  
Economic Cooperation**

# **Final Review of the Boracay Action Agenda Study Report**

**APEC Small and Medium Enterprises Working Group**

**October 2021**

APEC Project: SME 11 2019A

Produced by

Project Overseers

Ms Marie Sherylyn D. Aquia and Ms Ana Clarisa D. Abastillas

Email: [SherylynAquia@dti.gov.ph](mailto:SherylynAquia@dti.gov.ph) and [AnaClarisaAbastillas@dti.gov.ph](mailto:AnaClarisaAbastillas@dti.gov.ph)

Department of Trade and Industry, Philippines

Consultants

Dr Francis Mark A. Quimba and Mr. Sylwyn C. Calizo Jr.

Email: [fquimba@mail.pids.gov.ph](mailto:fquimba@mail.pids.gov.ph) and [scalizo@mail.pids.gov.ph](mailto:scalizo@mail.pids.gov.ph)

Philippine Institute for Development Studies

For

Asia-Pacific Economic Cooperation Secretariat

35 Heng Mui Keng Terrace

Singapore 119616

Tel: (65) 68919 600

Fax: (65) 68919 690

Email: [info@apec.org](mailto:info@apec.org)

Website: [www.apec.org](http://www.apec.org)

©2021 APEC Secretariat

APEC#221-SM-01.4

## **Abstract**

Micro, Small, and Medium Enterprises (MSMEs) form an integral part of any economy as they provide the essential foundation for employment and economic growth. Across the Asia-Pacific Economic Cooperation (APEC), MSMEs represent at least 97.0 percent of enterprises, employing around 60.0 percent of the workforce, and contributing at least 40.0 percent of total economic contribution (Gross Domestic Product or value-added). Recognizing MSMEs' significant contribution to the economy, APEC Trade Ministers adopted the Boracay Action Agenda to Globalize MSMEs (BAA) in May 2015, which the APEC Leaders subsequently welcomed. This final review covers the 279 projects and initiatives under the BAA that was implemented during the period 2015-2020. The official stocktake showed that some Priority Actions (PAs) are relatively more supported than others. The top three PAs are PA6 (digital economy), PA7 (institutional support), and PA5 (financing). This final review also found that APEC member economies have actively supported the BAA by investing a total of USD29,581,367 into BAA projects, of which 42.4 percent are contributions from self-funded projects. Support across economies is also quite strong even though only 7.7 percent of BAA projects were proposed collaboratively. Among APEC economies, Chinese Taipei has been the most supportive (43.4% of BAA projects), followed by the Philippines, Mexico, Malaysia, Korea, Australia, and Japan (supporting at least 30.0% of BAA projects). These figures suggest that the BAA has performed well, and its projects even exceeded its accomplishment targets (except for the number of economies attending). It is clear from this final review that there are still a number of issues that need to be addressed for MSMEs to internationalize. For instance, MSME integration should be promoted by providing capacity building support to member economies and by addressing the perennial problem of limited access to financing for MSMEs. The latter could be addressed by supply chain financing and secured transactions reform, among others.

**Keywords:** *Boracay Action Agenda, BAA, MSME, Asia-Pacific, APEC*

## Table of Contents

<b>1. Background.....</b>	<b>9</b>
<b>2. Assessment of APEC Projects and Initiatives .....</b>	<b>14</b>
<b>2.1 Sources of Data .....</b>	<b>14</b>
<b>2.2 Profile of Projects and Initiatives.....</b>	<b>15</b>
<b>2.3 Achievements of BAA Projects .....</b>	<b>44</b>
<b>3. Discussion of Findings.....</b>	<b>46</b>
<b>4. Recommendations .....</b>	<b>48</b>
<b>References .....</b>	<b>50</b>
<b>Appendix .....</b>	<b>53</b>

## List of Tables

Table 1 BAA priority actions.....	10
Table 2 Number of projects by sub-agenda and year (2015-2020) .....	24
Table 3 Indicators of output of selected BAA projects .....	46

## List of Figures

Figure 1 Distribution of BAA projects and initiatives by priority action (2015-2020).....	16
Figure 2 Distribution of BAA projects and initiatives by sponsoring APEC forum .....	17
Figure 3 Distribution of BAA projects by funding source (2015-2020).....	18
Figure 4 BAA projects supported by APEC economies (% share to total BAA projects).....	19
Figure 5 Distribution of BAA projects by sponsoring APEC forum.....	20
Figure 6 APEC economies by type of participation (% share to total participation) .....	21
Figure 7 Number of APEC and BAA projects by year (2015-2020) .....	21
Figure 8 Number of BAA projects by priority action (2015-2020) .....	22
Figure 9 Number of BAA projects by priority action and year (2015-2020) .....	23
Figure 10 Distribution of TF projects by funding source.....	25
Figure 11 TF projects supported by APEC economies (% share to total PAn projects) .....	26
Figure 12 PA5 projects supported by APEC economies (% share to total PA5 projects).....	29
Figure 13 Distribution of PA5 projects by sponsoring APEC forum .....	30
Figure 14 Distribution of PA6 projects by funding source .....	33
Figure 15 PA6 projects supported by APEC economies (% share to total PA6 projects).....	33
Figure 16 Distribution of PA6 projects by sponsoring APEC forum .....	34
Figure 17 Distribution of PA7 projects by funding source .....	37
Figure 18 PA7 projects supported by APEC economies (% share to total PA7 projects).....	38
Figure 19 Distribution of PA7 projects by sponsoring APEC forum .....	39
Figure 20 Distribution of PA8 projects by funding source .....	41
Figure 21 PA8 projects supported by APEC economies (% share to total PA8 projects).....	42
Figure 22 Distribution of PA8 projects by sponsoring APEC forum .....	43

## List of Appendices

Appendix 1 BAA priority actions and sub-agenda items.....	53
Appendix 2 List of APEC initiatives relevant to the BAA from 2015-2020 (as of 03 November 2020) .	55
Appendix 3 List of APEC projects relevant to the BAA from 2015-2020 (as of 03 November 2020)....	60
Appendix 4 Profile of BAA projects.....	71
Appendix 5 Report on the APEC Global MSME Forum 2021 (Session 2: The role of MSMEs in economic recovery) .....	79
Appendix 6 Profile of trade facilitation (PAs 1-4) priority actions .....	85
Appendix 7 Profile of financing (PA5) and digital economy (PA6) priority actions .....	104
Appendix 8 How did COVID-19 affect MSMEs in APEC?.....	120
Appendix 9 Profile of institutional support (PA7) and women-led MSMEs (PA8) priority actions ....	123

## List of Abbreviations

ABAC	APEC Business Advisory Council
ACTWG	Anti-Corruption and Transparency Experts' Working Group
AD	Automotive Dialogue
AEO	Authorized Economic Operators
AMTC	Asia Pacific MSME Trade Coalition
APEC	Asia-Pacific Economic Cooperation
APFIF	Asia-Pacific Financial Inclusion Forum
ASF	APEC Support Fund
ASSA	APEC SME Service Alliance
ATCWG	Agricultural Technical Cooperation Working Group
B2B	Business-to-Business
B2C	Business-to-Consumer
BAA	Boracay Action Agenda to Globalize MSMEs
BCP	Business Continuity Planning
BMG	Business Mobility Group
BoP	Base of the Pyramid
CBET	Cross-Border E-Commerce Training
CD	Chemical Dialogue
CMO	Collective Management Organisations
CNM	Certificate of Non-Manipulation
CO	Certificate of Origin
COVID-19	Coronavirus Disease 2019
CPLG	Competition Policy and Law Group
CTI	Committee on Trade and Investment
CTWG	Counter-Terrorism Working Group
DESG	Digital Economy Steering Group
DTI	Department of Trade and Industry (of the Philippines)
EC	Economic Committee
eCO	Electronic Certificate of Origin
ECSG	Electronic Commerce Steering Group
EGILAT	Experts Group on Illegal Logging and Associated Trade



EPWG	Emergency Preparedness Working Group
ETI	Economic Trends and Issues
EWG	Energy Working Group
FMP	Finance Ministers Process
FTA	Free Trade Agreement
GDP	Gross Domestic Product
GoFD	Group of Friends on Disability
GOS	Group on Services
GPA	General Project Account
GVC	Global Value Chain
HLPDAB	High Level Policy Dialogue on Agricultural Biotechnology
HRDWG	Human Resource Development Working Group
HWG	Health Working Group
IB	Inclusive Business
ICT	Information Communications Technology
IEG	Investment Experts' Group
IP	Intellectual Property
IPEG	Intellectual Property Rights Experts Group
IPR	Intellectual Property Rights
IT	Information Technology
ITC	International Trade Centre
LSIF	Life Science Innovation Forum
MAG	Market Access Group
MFN	Most Favored Nation
MSME	Micro, Small, and Medium Enterprise
MTF	Mining Task Force
O2O	Online-to-Offline
ODR	Online Dispute Resolution
OECD	Organisation for Economic Co-operation and Development
OFWG	Oceans and Fisheries Working Group
PA	Priority Action
PCR	Project Completion Reports
PIDS	Philippine Institute for Development Studies
PPFS	Policy Partnership on Food Security

PPSTI	Policy Partnership on Science, Technology and Innovation
PPWE	Policy Partnership for Women and the Economy
RASEP	APEC Regional Automotive Supplier Excellence Programme
ROO	Rules of Origin
RTA	Regional Trade Agreement
SCCP	Sub-Committee on Customs Procedures
SCE	Steering Committee on Economic and Technical Cooperation
SCSC	Sub-Committee on Standards and Conformance
SFOM	Senior Finance Officials' Meeting
SME	Small and Medium Enterprise
SMETC	Small and Medium Enterprise Technology Conference and Fair
SMEWG	Small and Medium Enterprises Working Group
SOM	Senior Officials' Meeting
STAR	Services Trade Access Requirements
TELWG	Telecommunications and Information Working Group
TF	Trade Facilitation
TFA	Trade Facilitation Agreement
TILF	Trade & Investment Liberalisation and Facilitation Account
TPO	Trade Promotion Organizations
TPTWG	Transportation Working Group
TTP	Trusted Trader Program
TWG	Tourism Working Group
UN-DESA	United Nations Department of Economic and Social Affairs
WCO	World Customs Organization
WHO	World Health Organization
WTO	World Trade Organization

**Towards MSMEs' internationalization:  
Final review of the Boracay Action Agenda**  
*Francis Mark A. Quimba and Sylwyn C. Calizo Jr.<sup>1</sup>*

## 1. Background

Micro, Small, and Medium Enterprises (MSMEs)<sup>2</sup> form an integral part of any economy because they provide the essential foundation for employment and economic growth. [Dua et al. \(2020\)](#) identified four roles that MSMEs assume in an economy.

*First*, MSMEs are key employers. The contribution of MSMEs to employment are substantial. For instance, majority of the economies in the Asia-Pacific Economic Cooperation (APEC) recorded MSMEs employing at least 60.0 percent of the workforce (several economies even employed more than 80.0%), which grew at about 1.0-2.5 percent per year over the most recent 5-10-year period<sup>3</sup> ([Hredzak 2020](#)).

*Second*, MSMEs are significant drivers of enterprise growth among APEC economies. [Hredzak \(2020\)](#) estimated that the number of MSMEs grew at a rate of about 1.0-2.5 percent per year across APEC. Interestingly, economies, such as Australia and Malaysia, where the number of large enterprises declined by at least 5.0 percent still registered a positive net growth in the number of total enterprises because of growth in the number of MSMEs. Moreover, MSME density (measured as the number of MSMEs per 1,000 people) – a measure of prevalence and an indicator of overall business environment – has remained stable among APEC economies, except for Indonesia, Korea, and Peru where an increase of at least 10.0 units in MSME density were recorded.

*Third*, MSME growth can produce a large economic multiplier effect because of the large coverage of MSMEs becoming the link across sectors and industries. MSMEs are a key source of revenue that is further channeled to the various linkages across sectors. [Hredzak \(2020\)](#) estimated that APEC economies receive about 40.0-60.0 percent of their total economic contribution from MSMEs [measured using either Gross Domestic Product (GDP) or using value-added, depending on the data available]. Among those with at least a 55.0 percent MSME contribution are Australia (55.8% of value-added), China (60.0% of GDP), and Indonesia (61.1% of GDP).

*Finally*, MSMEs are also the backbone of local communities providing employment, income, and even government revenue to the locality in which they are situated. In fact, MSMEs represent at least 97.0 percent of total enterprises ([Hredzak 2020](#)).

---

<sup>1</sup> Senior Research Fellow and Research Specialist, respectively, from the Philippine Institute for Development Studies

<sup>2</sup> Multiple definitions of MSMEs exist, but these are typically defined based on the number of employees, sales/revenue, or assets/capital. For some economies, a legislative definition of MSME does not even exist. Examples of these economies are: Australia; Brunei Darussalam; Canada; Hong Kong, China; and, New Zealand ([Hredzak 2020](#)). It is important to note that [Hredzak \(2020\)](#) used the term SMEs and MSMEs to mean the same thing since a common definition of an MSME does not exist yet. In this report, the term MSMEs will be used.

<sup>3</sup> [Hredzak \(2020\)](#) conducted the assessment using different sources of official data, thus, the time period varies for each economy. The earliest referenced data is in 2008 whereas the latest is in 2018.

Given all of these contributions, MSMEs are, indeed, an integral part of all APEC economies, so APEC Trade Ministers adopted the Boracay Action Agenda to Globalize MSMEs (BAA) in May 2015, which APEC Leaders subsequently welcomed. The BAA recognized that MSMEs are “*significant contributors of economic growth trade, employment, poverty alleviation, and innovation, and their internationalization is key to realizing inclusive growth and development (APEC 2015).*”

**Table 1** enumerates the eight Priority Actions (PAs) of the BAA, which can be summarized as Trade Facilitation (TF, PAs 1-4), financing (PA5), digital economy (PA6), institutional support (PA7), and women-led MSMEs (PA8) (APEC 2018). Meanwhile, **Appendix 1** provides both PAs and its respective work streams or sub-agenda items, if any.

Table 1 BAA priority actions

Priority Action	Description
<b>A. Trade Facilitation (TF)</b>	
1	Facilitate the access of MSMEs to Free Trade Agreements (FTAs) or Regional Trade Agreements (RTAs) by simplifying and streamlining Rules of Origin (ROO) procedural and documentary requirements and harnessing Information Technology (IT) to ease documentation and procedures.
2	Streamline customs-related rules and regulations and assist in the compliance of MSMEs.
3	Provide timely and accurate information on export and import procedures and requirements.
4	Widen the base of Authorized Economic Operators (AEO) and Trusted Trader Programs (TTP) to include MSMEs in order for them to contribute to security, integrity, and resiliency in supply chains.
<b>B. Financing</b>	
5	Support measures to widen options on financing for MSMEs and further develop the infrastructure to facilitate lending to them.
<b>C. Digital Economy</b>	
6	Expand internationalization opportunities for MSMEs providing goods and services through Information and Communications Technology (ICT) and e-commerce.
<b>D. Institutional Support</b>	
7	Strengthen institutional support for MSMEs.
<b>E. Women-led MSMEs</b>	
8	Strengthen focus on MSMEs led by women.
<b>F. Common Goal</b>	
APEC will grow dynamic, global MSMEs by widening and deepening their involvement in international markets and global value chains, thus harnessing their full potential to innovate and drive economic growth and prosperity. To this end, APEC will identify indicators in order to track the region’s progress and the progress of individual members and seek future actions to enable MSMEs in the region to “go global.”	

Source: APEC (2015)

The BAA mid-term review (APEC 2018) reported that there had been a total of 115 projects and initiatives<sup>4</sup> from 2015-2018, most of which are about the digital economy (PA6) and institutional support (PA7) for MSMEs. As of the mid-term review, 76 (66.1%) of the 115 projects and initiatives have already been completed. This completion rate increased to 77.8 percent since 217 out of the 279 projects and initiatives reported as of 03 November 2020 had

<sup>4</sup> APEC economies supported the BAA either through APEC-approved projects (with a unique project number) or through initiatives (loosely defined in this final review as all other forms of support that is not a project). In this final review, the term “projects and initiatives” will be used when referring to the total support for the BAA. It is worth noting that some sections of this final review may, at times, focus only on just initiatives or just projects, in which case the term to be used will just be “initiatives” or “projects”, respectively.

already been completed.<sup>5</sup> **Box 1** provides some examples of BAA initiatives whereas **Appendix 2** lists the 136 different initiatives.

Moreover, the BAA Mid-Term Review (APEC 2018) recommended that considerable work be undertaken by both APEC and the APEC Business Advisory Council (ABAC) in order to support the BAA. The Mid-Term Review also pointed out that the different fora and sub-fora should focus their efforts on work streams (sub-agendas) that are yet to be addressed. Other recommendations mentioned in the review are to efficiently utilize the MSME Sub-fund, identify new and future challenges, and to promote cross-fora collaboration in APEC.

On MSMEs' participation in international trade, Hredzak (2020) estimated that the share of MSME goods exporters to total MSMEs in selected APEC economies<sup>6</sup> was less than 3.0 percent, except for Mexico that had a slightly higher 3.6 percent. Meanwhile, the share of MSME goods exporters to total exporters performed better from a low of 55.3 percent in Chile to a high of 97.5 percent in the United States. From 2017 to 2018, MSME goods exports (as a % of total export value) varied from a low of 2.2 percent in Chile to a high of 39.3 percent in Canada (Hredzak 2020).

One key to open MSMEs to internationalization is through the digital economy (PA6). However, case studies<sup>7</sup> presented by Pasadilla, Wirjo, and Liu (2017) show that few MSMEs have been able to capitalize on the digital economy's myriad opportunities. For instance, they noted that only about 20.0 percent of MSMEs in Malaysia engage in e-commerce. Primarily, MSMEs lack the proper knowledge and/or awareness to successfully adopt an e-commerce business model, while secondary obstacles are met through issues on regulation, logistics, and digital infrastructure.

Similarly, Quimba and Calizo (2019) found that only 14.1 percent of Philippine establishments in 2015 adopted e-commerce. Congruent with Pasadilla, Wirjo, and Liu (2017), Quimba and Calizo (2019) also found that firms encountered bottlenecks, such as preference to maintain their current business model (18.6% of total firms in 2015), security and privacy concerns (17.0%), and unreliable internet connection (15.1%), among others. The uncertainty concerning legal/regulatory frameworks for e-commerce was also cited by 11.1 percent of total firms.

Another challenge affecting MSMEs and the digital economy, in general, is the presence of the digital divide and restrictions to digital trade integration. On digital divide, Quimba, Rosellon, and Calizo (2020) observed that there is not only a digital divide present across selected Asian economies but that there is also a platform divide. They found that certain segments of the population are able to access computers and the internet more effectively – not only physically but also in terms of motivation, skills, and usage. Examples of these segments are: individuals residing in urban or more affluent areas; people who are neither too old nor too young to utilize technology; males; those who are more skilled or educated; and, individuals who exhibit greater trust towards digital use.

---

<sup>5</sup> The statuses of the initiatives are as of 03 November 2020, while the status of the projects is updated as of 20 August 2021.

<sup>6</sup> Hredzak (2020) provided estimates for Australia, Canada, Chile, Mexico, New Zealand, Peru, Thailand, and the United States.

<sup>7</sup> Pasadilla, Wirjo, and Liu (2017) explored Brunei Darussalam, China, Korea, and Chinese Taipei.

## Box 1 Examples of BAA initiatives

As of 03 November 2020, the APEC Secretariat has reported a total of 136 initiatives (48.7% of the 279 BAA projects and initiatives), which include a broad range of activities, such as action plans, conferences, studies, roadmaps, tools, and workshops, that support the goals of the BAA. As of 03 November 2020, 104 initiatives (76.5%) have already been completed.

This Box presents some examples of these initiatives, particularly: the APEC Trade Repository; the Iloilo Initiative (APEC MSME Marketplace); APEC Women Connect; the APEC Services Trade Access Requirements (STAR) Database; the Asia-Pacific Financial Inclusion Forum (APFIF); and, a policy brief on supporting MSMEs' digitalization amid COVID-19.

### 1. APEC Trade Repository

The APEC Trade Repository is an online reference tool managed and updated by APEC's Market Access Group (MAG). This repository builds on the APEC Tariff and Rules of Origin website, and it was created to improve trade facilitation and transparency, as well as to intensify information dissemination among APEC economies. Some of the information found in this tool include: tariff rates; ROOs on existing trade agreements; best practices in TF; and, AEOs, among similar others. The APEC Trade Repository can be accessed here: <http://tr.apec.org/> (accessed 20 August 2021).

### 2. Iloilo Initiative (APEC MSME Marketplace)

The APEC MSME Marketplace is an interactive repository built on three pillars, namely: facilitating business networking and matching involving MSMEs; enhancing MSME awareness and feedback on trade regulations; and, improving the mechanism for knowledge sharing on trade facilitation, business support, partnerships, and capacity building activities for MSMEs. This online tool was created by APEC to promote cooperation and linkages across MSMEs and other relevant stakeholders across the region. Some of the information available in this tool include: trade regulations; export and MSME agencies; a directory of MSMEs; and, various resources, such as a Compendium on Methodology for MSMEs' Internationalization, and a toolkit for BCP. The APEC MSME Marketplace can be accessed here: <https://apecmsmemarketplace.com/> (accessed 20 August 2021).

### 3. APEC Women Connect

The APEC Women Connect is a program launched in 2017 that provides women with career opportunities by utilizing both online and offline activities aimed at empowering women across APEC. The program, which was initiated by ABAC, is primarily designed to help women become successful entrepreneurs. The program does this through sharing information, providing opportunities, and re-awarding meritorious women. The program is present in Social Media, particularly Sina Weibo and Facebook. As of August 2021, the program's Facebook page is actively followed by 39,119 people. The APEC Women Connect's Facebook Page can be accessed here: <https://www.facebook.com/Apecwomenconnect/> (accessed 17 August 2021).

### 4. APEC STAR Database

The APEC STAR Database is an online and business-friendly tool that provides access to information about cross-border trading and regulation in APEC economies. This initiative was led by the Australian Government Department of Foreign Affairs and Trade and co-sponsored by Chile, Japan, New Zealand, Mexico, Peru, the Philippines, and the United States. The APEC STAR Database allows users to search for requirements and share a meeting place. Unfortunately, the APEC STAR Database is no longer being updated, so information contained within the database is current only as of 2016. The online portal may be accessed here: <http://www.servicestradeforum.org/> (accessed 20 August 2021)

### Box 1 Examples of BAA initiatives (continued)

#### 5. Asia-Pacific Financial Inclusion Forum (APFIF)

APFIF is a policy initiative that was established by the APEC Finance Ministers' Process (FMP) in 2010 and that was housed by ABAC ever since. APFIF's focus is to deliver the objectives of the FMP related to financial inclusion in alignment with the specific priorities of the APEC Host Economy each year. APFIF has supported the BAA from 2016-2019 with themes, such as "financial inclusion in a digital age", "accelerating inclusive growth through technology and collaboration", "the inclusion imperative: a call to action", and "driving impact in the inclusive finance ecosystem". The APFIF website may be accessed here: <https://www2.abaonline.org/page-content/22611571/Financial%20Inclusion> (accessed 20 August 2021)

#### 6. Supporting MSMEs' Digitalization Amid COVID-19 (Policy Brief)

This policy brief calls for a two-pronged approach to support digitalization of MSMEs, which are vulnerable to the economic impacts of the COVID-19 pandemic. The first approach recognizes and promotes the benefits that would encourage the MSMEs to pursue digitalization, such as allowing MSMEs to transact with customers and partners at a distance, improving goods delivery efficiency, and increasing access to financial services. The second approach addresses the bottlenecks that MSMEs need to overcome, such as cybersecurity and data security concerns, vulnerability to digital fraud, the proliferation of false information online, and infrastructure-related issues.

Source: Authors' compilation

On restrictions to digital trade integration, [Quimba et al. \(2021\)](#) reported that the Asia-Pacific region<sup>8</sup> has a generally restrictive policy environment, of which China was the most restrictive while New Zealand was the least. Among the areas observed to be restricted in the region are on telecommunications infrastructure and competition, intermediary liability and content access, and online sales and transactions. While these restrictions generally affect all enterprises, MSMEs may find themselves to be more challenged than large enterprises.

The BAA is also concerned with increasing MSME participation in regional and Global Value Chains (GVCs), as recognized by PA7. GVCs refer to the specialization of firms in a particular set of activities in one economy to produce parts and components for another economy ([Li, Meng, and Wang 2019](#)). However, GVC firms,<sup>9</sup> even across all firm sizes, are at just 20.7 percent globally – excluding indirect exports reduces this percentage to 13.0 percent ([Urata and Baek 2020](#)).

Knowing what determines a firm's GVC participation is important, especially for the fulfillment of PA7. [Urata and Baek \(2020\)](#) found that high labor productivity, large employment size, foreign capital ownership, and high technological capability are important determinants of a firm to participate and increase their engagement in existing GVCs. In addition, they also discovered that foreign ownership is particularly important for MSMEs in

<sup>8</sup> As of 02 May 2021, the 22 Asia-Pacific economies assessed are: Australia; Brunei Darussalam; Cambodia; China; Hong Kong, China; Indonesia; India; Japan; Kazakhstan; Korea; Lao PDR; Malaysia; Nepal; New Zealand; Pakistan; the Philippines; Russia; Singapore; Thailand; Turkey; Vanuatu; and, Viet Nam. Only 14 out of the 21 APEC economies were assessed. This regional assessment was funded by the United Nations Economic and Social Commission for Asia and the Pacific, which was participated in by several researchers. [Quimba et al. \(2021\)](#) conducted the assessment for the Philippines.

<sup>9</sup> [Urata and Baek \(2020\)](#) defined GVC firms in their study as those engaged in both importing and exporting.

Asia. An actionable task for achieving the PA7 is to remove barriers to MSME participation in GVCs. *Yuhua and Bayhaqi (2013)* enumerated global standards, financial access, human resources, and evolving international business practices as the primary obstacles preventing MSMEs from participating in GVCs.

## **2. Assessment of APEC Projects and Initiatives**

### **2.1 Sources of Data**

The primary source of data for this final review is the “Consolidated 2016-2020 Stocktake of Initiatives to Implement the Boracay Action Agenda.”<sup>10</sup> It is important to note that further analyses can only be accomplished for BAA projects because there is no database available for BAA initiatives.

Two databases for further analyses on the BAA projects were constructed for this final review. The first database consists of 927 APEC-approved projects from 2015 to 2020.<sup>11</sup> This database contains basic information, such as project title, project number, project year, project status, expected starting and completion dates, sponsoring APEC forum, proposing and supporting economy(ies), and project value. It also contains extended information on fund and sub-fund accounts, and APEC funding and co-funding values. Relevant descriptions about topic, committee, and fora involvement are likewise included. Official project summaries are also available.

As of 20 August 2021, APEC has a total of 21 member economies, which can be grouped into six regions: East Asia; Southeast Asia; Other Asia (Russia); Oceania; North America; and, South America. East Asian economies include: China; Hong Kong, China; Japan; Korea; and, Chinese Taipei, whereas Southeast Asian economies are Brunei Darussalam, Indonesia, Malaysia, the Philippines, Singapore, Thailand, and Viet Nam. Meanwhile, Oceania consists of Australia, New Zealand, and Papua New Guinea. In the Americas, Northern economies include Canada, Mexico, and the United States, while Southern economies are Chile and Peru.

Projects may be proposed by one (singular) or more (multiple/collaborative) member economies. Further, APEC-funded projects must have at least two supporting economies. Self-funded projects are not subjected to this restriction.

Projects that have been proposed to APEC can be funded through different streams. Broadly, this can be divided into two: self-funding and APEC-funding. The latter is further divided into three main streams, namely: the General Project Account (GPA); the Trade & Investment Liberalisation and Facilitation Account (TILF); and, the APEC Support Fund (ASF). Another

---

<sup>10</sup> Stocktake information as of 03 November 2020.

<sup>11</sup> This project database was created using data downloaded from the APEC Project Database (<https://aimp2.apec.org/sites/PDB/default.aspx>) in 24 February 2020. It was updated five times: 02 July 2020; 13 August 2020; 06 October 2020; 25 January 2021; and, 20 August 2021. Project statuses were last updated on 20 August 2021. Moreover, the scope of the project database is from 2015 to 2020 although only projects proposed during 2015 (Session 2) were included because the BAA was adopted only in May 2015. **Appendix 3** provides a modified list of APEC projects relevant to the BAA.



disaggregation is available for the ASF, primarily the General Fund and the multiple sub-funds that may vary across time.

Moreover, the total value of APEC projects is the summation of APEC-funding and co-funding. The former refers to funding support from the GPA, TILF, or ASF, while the latter refers to the amount of funding that proponent/s contribute to the project.

Also, numerous fora ensure that APEC functions properly. These fora are responsible for different meetings and exchanges among member economies. Broadly, there are five groups: the APEC Senior Officials' Meeting (SOM) Steering Committee on Economic and Technical Cooperation (SCE); the Committee on Trade and Investment (CTI); the Senior Finance Officials' Meeting (SFOM); the Economic Committee (EC); and, the Group of Friends. From among these broad categories, SCE has the greatest number of sub-groups totaling to at least 16. This is followed by CTI with at least 13.

The information from this first project database is supplemented by the second project database, which used information from the Project Completion Reports (PCRs). This database looks at the reported accomplishments of the projects as provided in the reports submitted to the APEC Secretariat. This allowed the researchers to quantify the outputs and outcomes achieved by the projects undertaken by APEC. Moreover, this second database includes information on the number of workshops held for each project, as well as the number of participants, speakers, participating economies, and participating organizations. Other relevant information, such as an assessment of participants' learnings, are included. Also, some projects contain additional information about the number of recommendations agreed upon and the number of publications distributed.

One limitation of this second database, however, is that the PCRs are not available for all projects (i.e., self-funded projects have no PCRs). In addition, the reported information is not uniform across all projects, which limits the assessment that can be done. Nevertheless, the information coming from these reports can still be viewed as the lower bound of what APEC has achieved under the BAA.

## **2.2 Profile of Projects and Initiatives**

Ever since the BAA was adopted in May 2015 until it was completed in December 2020, there had been a total of 279 projects and initiatives that were registered in support of the BAA (**Figure 1**). From these 279 projects and initiatives, 143 (51.3%) are projects and 136 (48.7%) are initiatives. The most cited PAs are PA6 (digital economy), PA7 (institutional support), and PA5 (financing), which could indicate the priorities of the APEC economies.

Interestingly, the ranking of PAs change depending on whether the analysis focuses only on projects or only on initiatives. On the former, the top three PAs are PA7 (institutional support), PA6 (digital economy), and PA8 (women-led MSMEs), whereas on the latter, the top three PAs are PA5 (financing), PA6 (digital economy), and PAs 1-4 (TF). It is worth noting that the only PA that consistently appeared in both is PA6, which could suggest that APEC is keenly interested about the digital economy.

It is also interesting to know that only PA5 (financing) and PAs 1-4 (TF) registered more initiatives than projects. For instance, 74.3 percent of PA5 projects and initiatives are initiatives. Meanwhile, PA7 (institutional support) and PA8 (women-led MSMEs) have more projects than initiatives. PA6 (digital economy) had relatively the same number of projects and

initiatives. The structure of projects and initiatives across different PAs suggest that APEC economies have adopted different approaches to supporting different objectives. Taking the case of PA5, which noticeably scales towards more initiatives, this may be because financing-related support needed more information dissemination or networking opportunities, as suggested by the numerous workshops, seminars, and international fora registered in the official stocktake.

Figure 1 Distribution of BAA projects and initiatives by priority action (2015-2020)

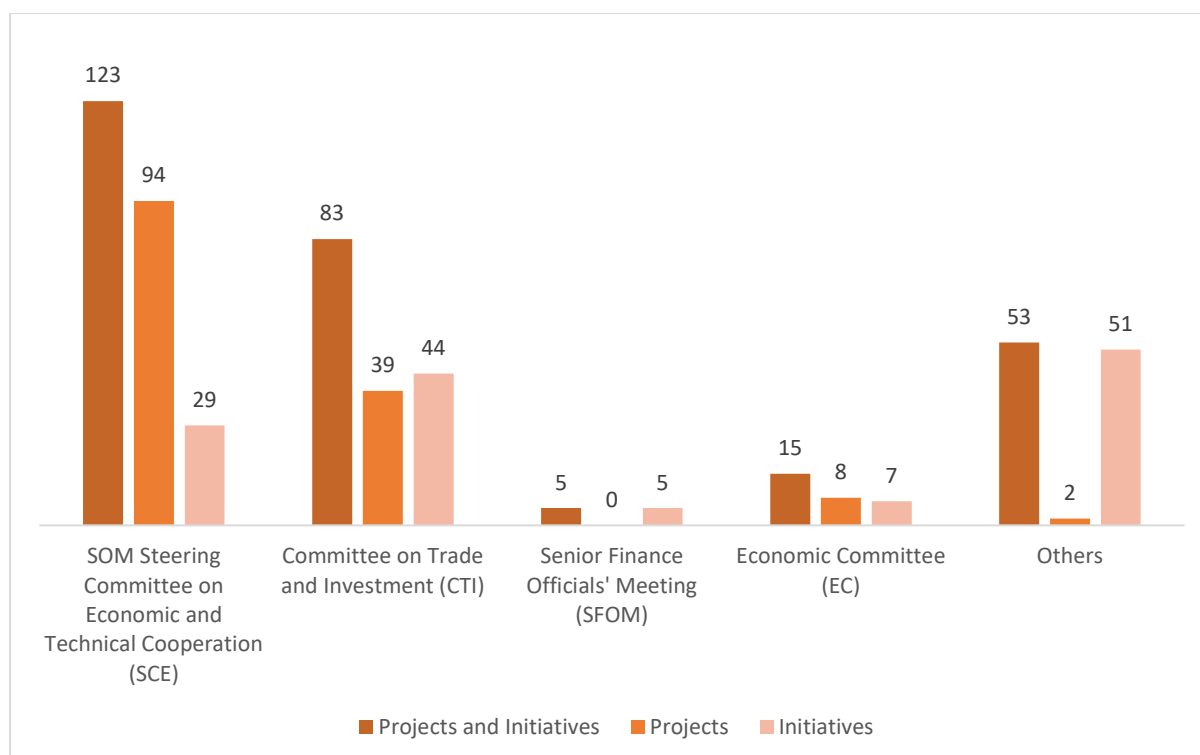


Source: Authors' calculation based on the project database

Note: Sorted by "Projects and Initiatives." Some BAA projects and initiatives address multiple PAs; thus, the sum of all PAs would exceed total BAA

Apart from the PAs, it is also important to examine the distribution of BAA projects and initiatives across sponsoring APEC fora. **Figure 2** shows that the SCE sponsored 123 (44.1%) projects and initiatives, which is followed by CTI with 83 (29.7%) projects and initiatives. Interestingly, BAA projects were largely sponsored by APEC working groups under the SCE (65.7% of the 143 BAA projects) whereas BAA initiatives were largely sponsored by ABAC and other similarly private-led groups (37.5% of the 136 BAA initiatives). Both SFOM and EC sponsored only a handful of BAA projects and initiatives compared to the other three groups.

Figure 2 Distribution of BAA projects and initiatives by sponsoring APEC forum



Source: Authors' calculation based on the project database

### 2.2.1 Profile of BAA projects

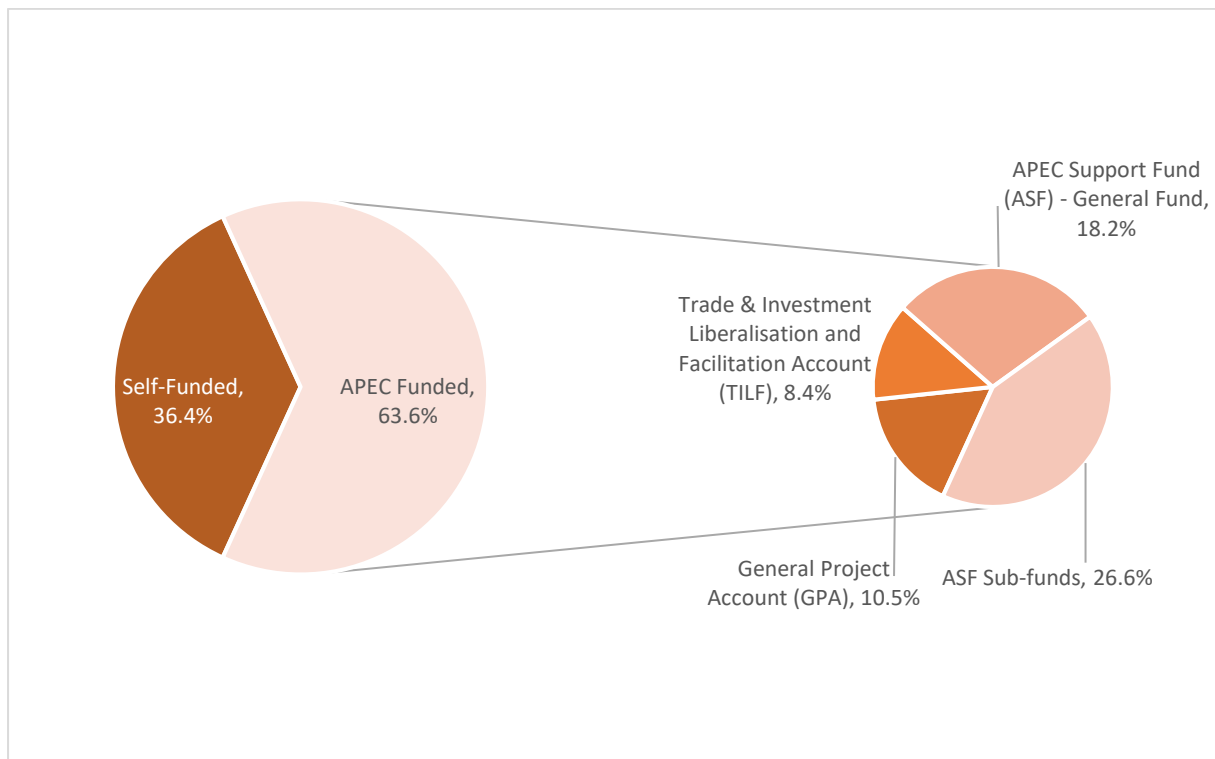
From the 927 entries in the first project database, 143 projects (15.4%) were identified as relevant to the BAA (see **Appendix 4** for the complete profile of BAA projects). As of 20 August 2021, there were already 113 projects completed, which translates to a 79.0 percent BAA project completion rate. From 2015-2020, APEC economies invested a total of USD 29,581,367 to BAA projects, of which 42.4 percent are contributions spent on self-funded projects. **Figure 3** shows that BAA projects are mostly APEC-funded (63.6%), of which the majority is funded through the ASF General Fund and its Sub-funds that total to 44.8%. On average, APEC funded around USD108,714 per project,<sup>12</sup> which accounts for about 58.1 percent of the average total value of BAA projects (USD187,134). Project proponents contributed an average of USD78,420 per project to co-fund their BAA projects.

From among the economies, Malaysia received the largest APEC funding at an average of USD134,616 per project, which is 23.8 percent higher than what other economies received (USD108,714 per project) and is 92.3 percent higher than what the smallest recipient, New Zealand, received (USD70,000 per project). Meanwhile, five economies did not receive any funding from APEC, namely: Australia; Brunei Darussalam; Canada; Hong Kong, China; and, Singapore.

<sup>12</sup> It is important to clarify that figures in this report that refer to the average APEC funding, co-funding, and total value is computed using the number of APEC-funded projects as the denominator (i.e., the number of self-funded projects is excluded).

Typically, APEC-funded BAA projects lasted for an average of 388 days, which is just 8 days more than the average APEC-funded project. However, self-funded BAA projects lasted for as long as 332 days or 61 days longer than the average self-funded project (271 days).

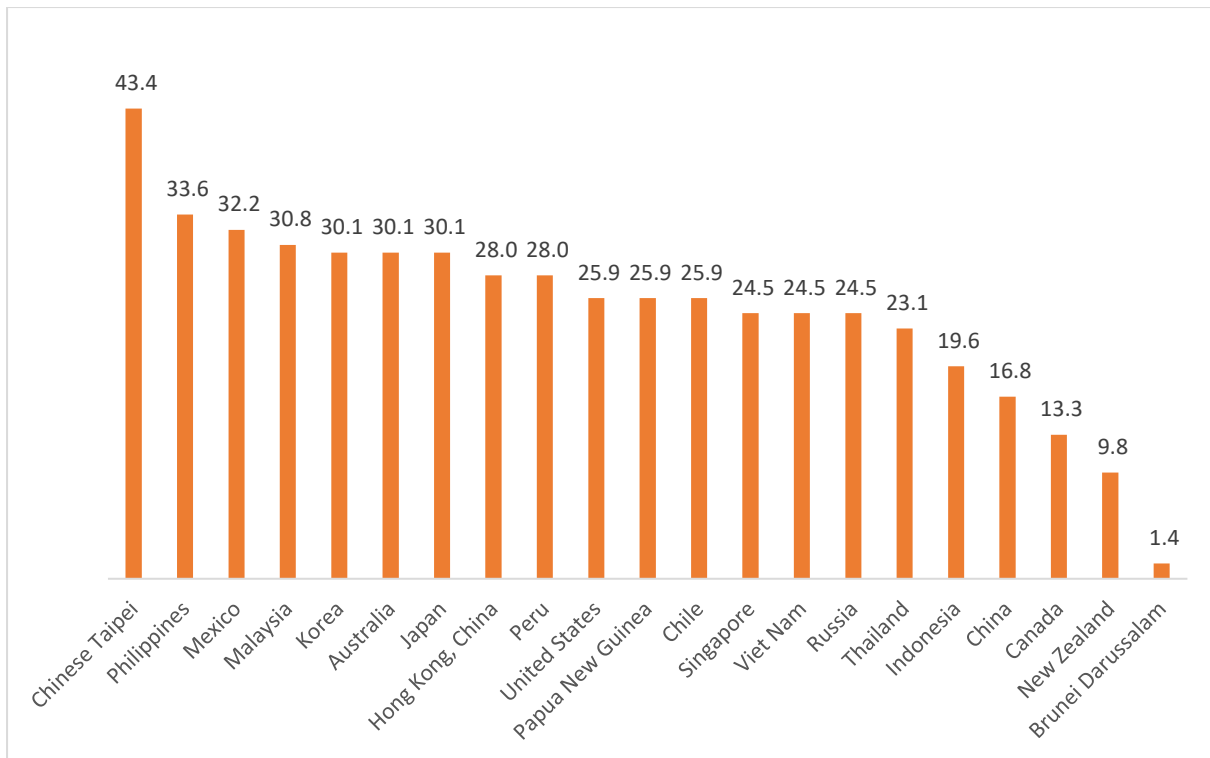
Figure 3 Distribution of BAA projects by funding source (2015-2020)



Source: Authors' calculation based on the project database

Around 92.3 percent of BAA projects have single proponents, of which the most active regions are East Asia and Southeast Asia (60.6% of singularly proposed projects). Notably, Brunei Darussalam is the only economy that did not have any APEC-approved BAA project although they did support two (1.4% of BAA projects) projects. One was collaboratively proposed by Japan and Viet Nam (CTI 26 2016T) while the other was proposed by China (TEL 01 2015A). Incidentally, **Figure 4** reports that five of the top seven most supportive economies are also found in East Asia and Southeast Asia. The top seven economies are Chinese Taipei (43.4% of BAA projects); the Philippines (33.6%); Mexico (32.2%); Malaysia (30.8%); Korea (30.1%); Australia (30.1%); and, Japan (30.1%).

Figure 4 BAA projects supported by APEC economies (% share to total BAA projects)

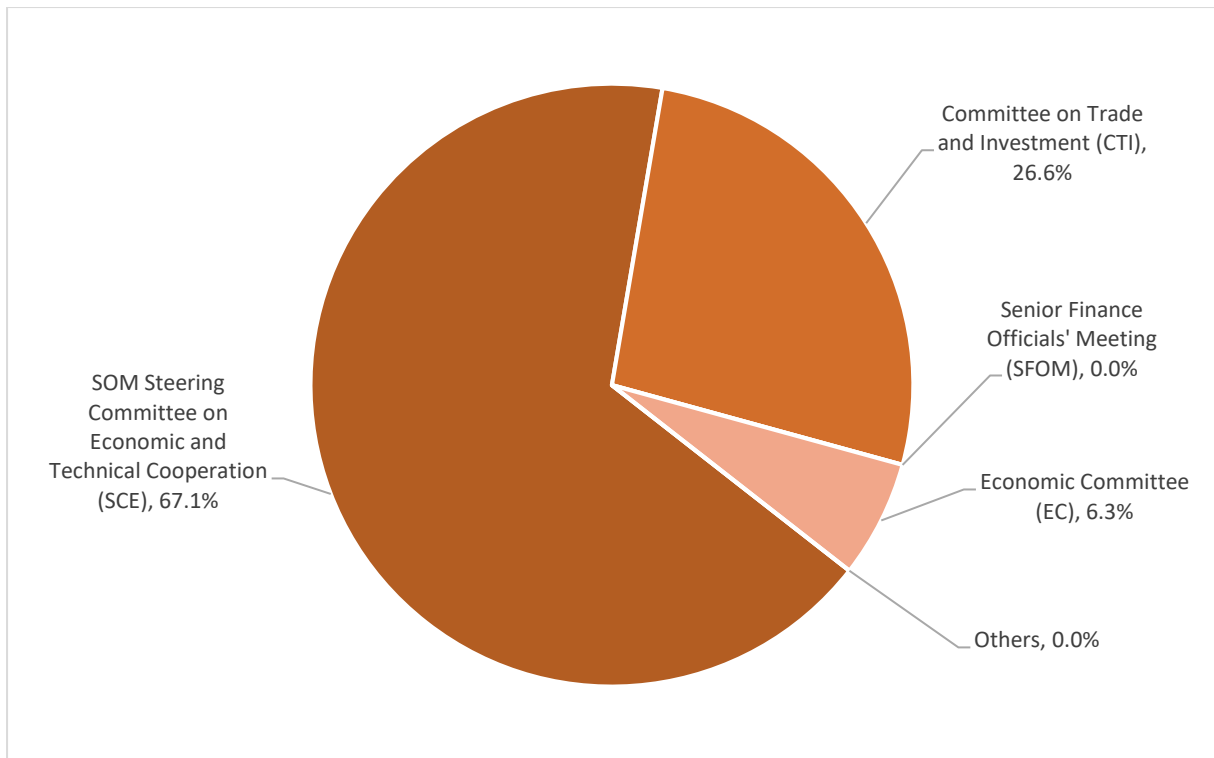


Source: Authors' calculation based on the project database

Meanwhile, **Figure 5** shows that APEC-funded BAA projects are sponsored primarily by the SCE (67.1%), of which most are sponsored by the Small and Medium Enterprises Working Group (SMEWG). Other working groups that have participated in the BAA include: the Emergency Preparedness Working Group (EPWG); the Policy Partnership on Science, Technology, and Innovation (PPSTI); the Policy Partnership for Women and the Economy (PPWE); and, the Telecommunications and Information Working Group (TELWG). Other fora, outside the SCE, that sponsored and funded a BAA project are: the Electronic Commerce Steering Group [ECSG, before it transitioned to the Digital Economy Steering Group (DESG)]; the Intellectual Property Rights Experts Group (IPEG); the Investment Experts' Group (IEG); the Sub-Committee on Standards and Conformance (SCSC); the Sub-Committee on Customs Procedures (SCCP); and, the EC.

The largest average APEC funding for BAA projects came from the EC that gave USD147,640 per project, which was capable of funding 82.2 percent of the cost of its sponsored projects. Among the SCE working groups, the EPWG provided the largest average APEC funding of USD117,366 per project, which shouldered 58.7 percent of the projects that it sponsored. Meanwhile, the smallest funding was from the PPSTI that gave USD80,000 to fund half of the only project that it sponsored (PPSTI 01 2018A).

Figure 5 Distribution of BAA projects by sponsoring APEC forum



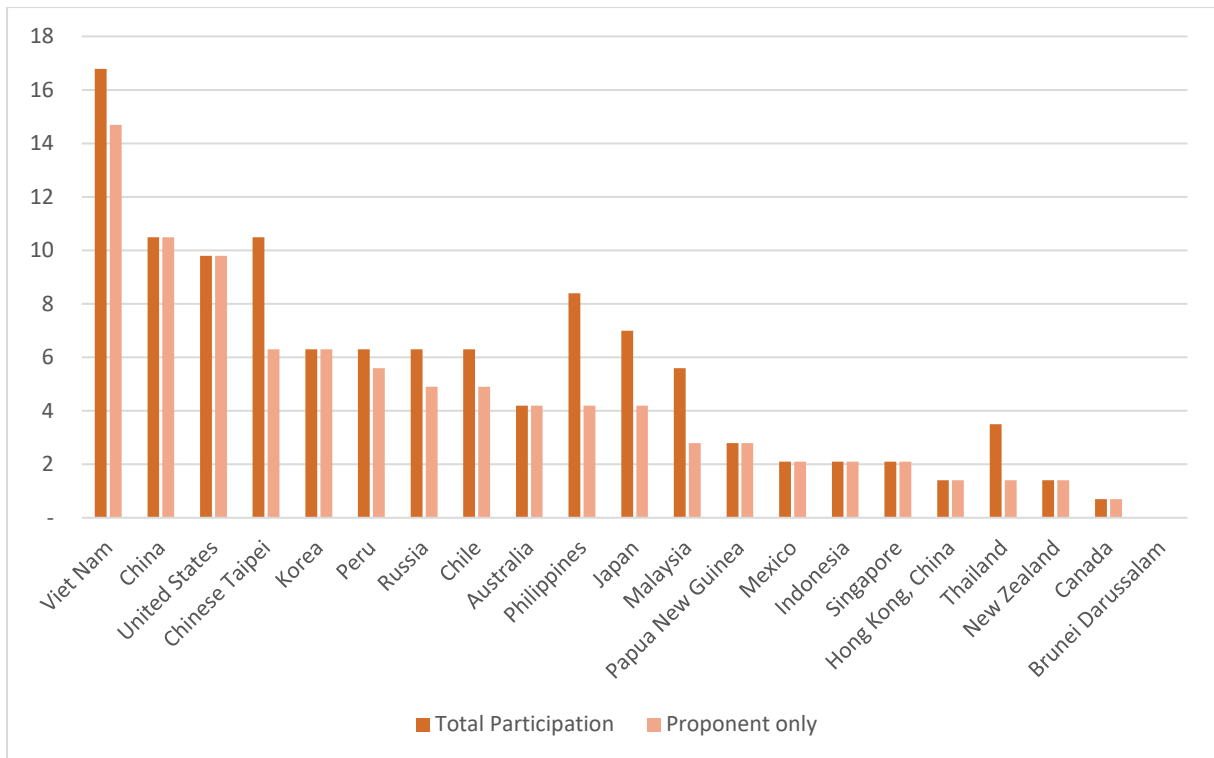
Source: Authors' calculation based on the project database

**Figure 6** shows that Viet Nam proposed 14.7 percent of BAA projects and that Viet Nam had participated in 16.8 percent of BAA projects, thereby making Viet Nam the most active economy both in proponent only and in total participation.<sup>13</sup> China, Chinese Taipei, and the United States closely follow at around a 10.0 percent total participation. However, **Figure 6** also provides an interesting observation wherein the order of economies changes when sorted by proponent only and by total participation. For instance, Chinese Taipei has succeeded the United States because its total participation covered 10.5 percent of BAA projects, which is 0.7 percentage points higher than the United States. Other noticeable differences between proponent only and total participation can be observed for: Chile; Hong Kong, China; Japan; Malaysia; Peru; the Philippines; Russia; Thailand; and, Viet Nam. This is an indication that economies can benefit from each other's endeavors; thus, it is important to encourage collaboration, especially since only 7.7 percent of BAA projects were proposed collaboratively. In comparison, 5.5 percent of APEC-approved projects in 2015-2020 were collaborative, which suggests that the BAA performed slightly better albeit showing that there is room for further collaboration in APEC projects (whether in the BAA or not).

In addition, projects with multiple proponents not only benefit from collaboration but also from pooled funding. These projects received from APEC an average of USD126,078 per project, which supported 54.0 percent of the average total value of collaborative BAA projects (USD233,430). This means that the remaining 46.0 percent (USD107,352) could be jointly covered by co-proponents.

<sup>13</sup> Total participation refers to the sum of the number of projects that an economy proposed individually and the number of projects that an economy was involved in collaboratively.

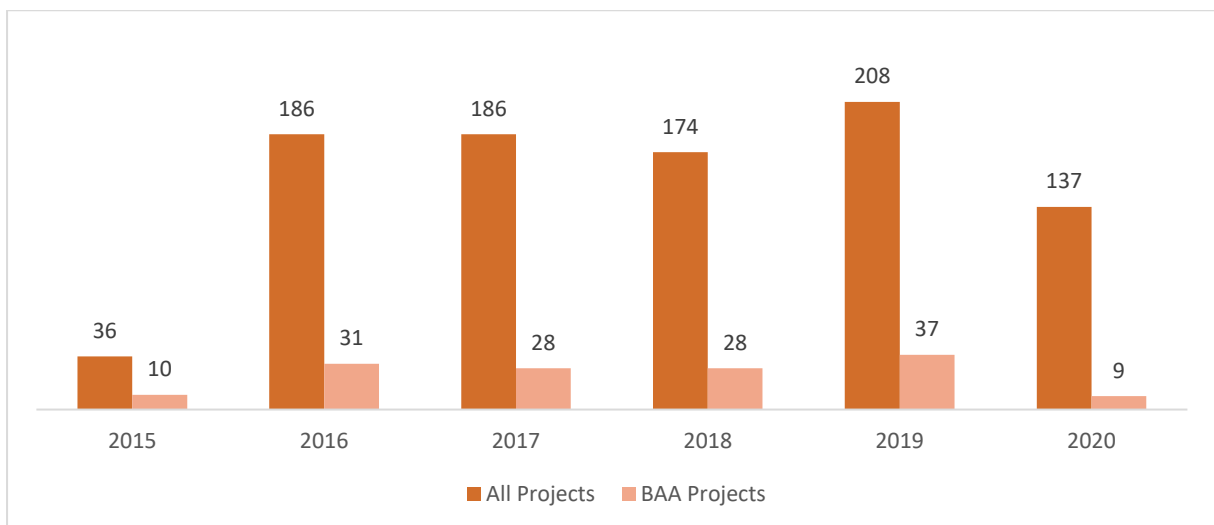
Figure 6 APEC economies by type of participation (% share to total participation)



Source: Authors' calculation based on the project database  
 Note: Sorted by "Proponent only."

Additionally, **Figure 7** compares the development of all APEC projects and of BAA projects from 2015 to 2020. The number of BAA projects have remained relatively unchanged after its threefold increase from 2015 to 2016, averaging at around 28 new BAA projects per year. A noticeable drop has occurred in 2020 where new BAA projects fell to just 9, which is similar to the number of BAA projects in 2015.

Figure 7 Number of APEC and BAA projects by year (2015-2020)

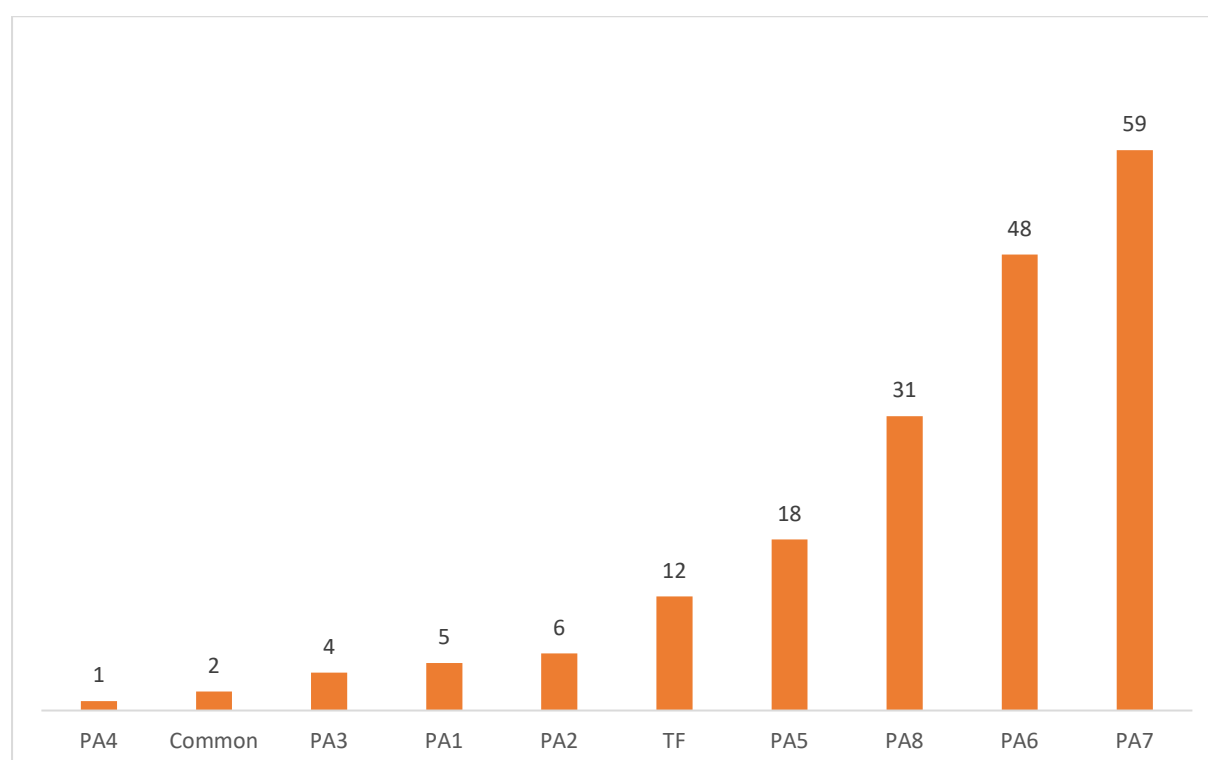


Source: Authors' calculation based on the project database  
 Note: 2015 includes only Session 2 projects

## 2.2.2 The BAA's priority actions

Looking into the BAA's priority actions, **Figure 8** shows that PA7 (institutional support), which recorded 59 projects, is the most commonly cited PA. This is followed by PA6 (digital economy) and PA8 (women-led MSMEs) with 48 and 31 projects, respectively. The least commonly cited priority action is PA4 at just one project, followed by PA3, PA1, and PA2 with four, five, and six cited projects, respectively. Noticeably, TF projects (i.e., PAs 1 to 4)<sup>14</sup> are relatively uncommon compared to the other PAs.

Figure 8 Number of BAA projects by priority action (2015-2020)



Source: Authors' calculation based on the project database

Note: Some BAA projects address multiple PAs; thus, the sum of all PAs would exceed total BAA projects.

Across time, the number of projects citing PA7 (institutional support) has been declining since 2016 albeit it consistently remains among the top three (**Figure 9**). Meanwhile, PA6 (digital economy) has experienced a slightly increasing trend with a noticeable jump from 2015 to 2016. Interestingly, PA8 (women-led MSMEs) has experienced a w-shaped growth and its lowest points were in 2015, 2017, and 2020. During the APEC Global MSME Forum,<sup>15</sup> Ms Otero mentioned that the peak of new PA8 projects in 2019 coincided with the adoption of the La Serena Roadmap for Women and Inclusive Growth (2019-2030).<sup>16</sup> TF projects, meanwhile,

<sup>14</sup> The number of TF projects is less than the sum of PAs 1-4 because some BAA projects address multiple PAs.

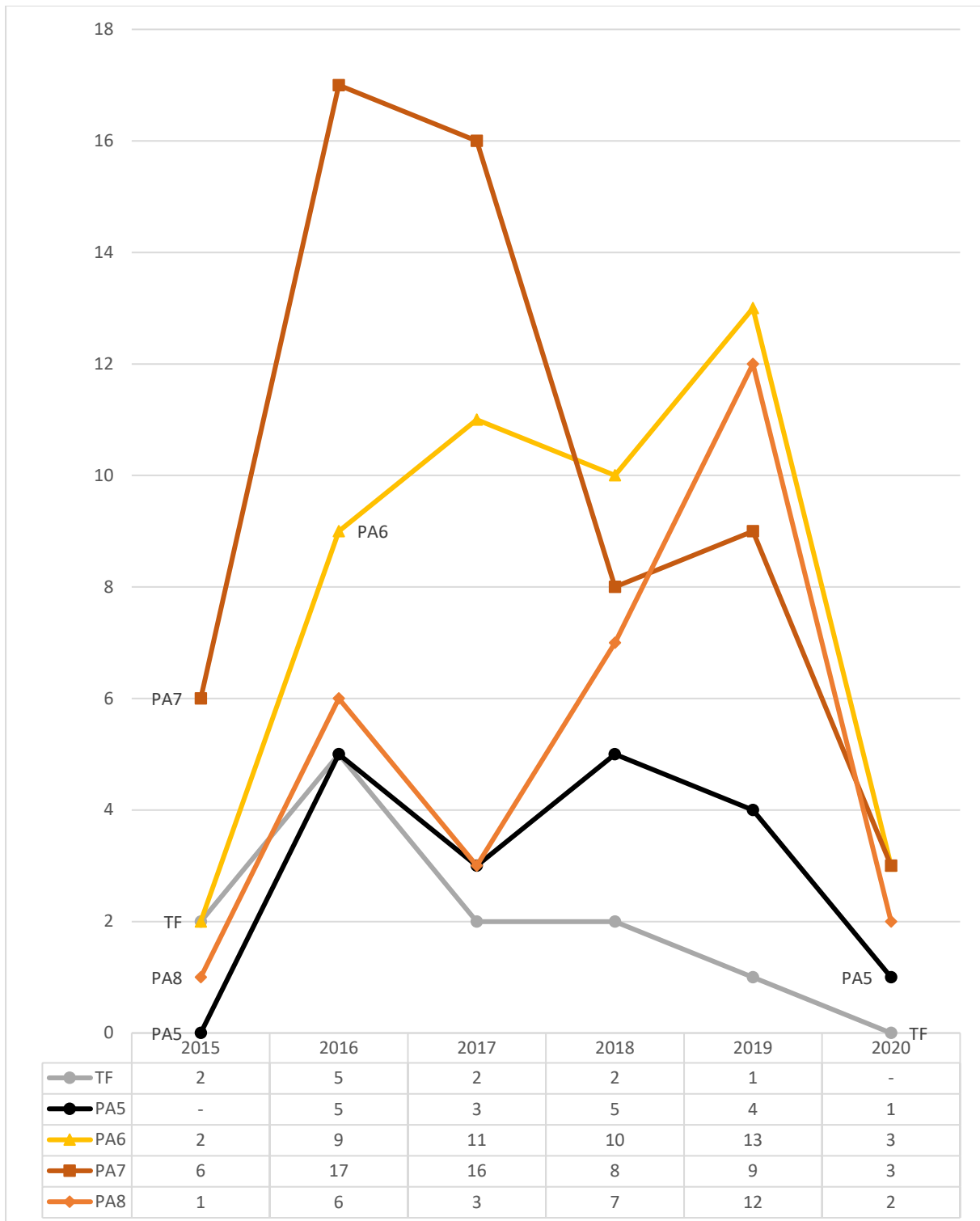
<sup>15</sup> The APEC Global MSME Forum was held from 28-30 June 2021. This final review of the BAA was presented during the second day of the forum, which focused on the role of MSMEs in economic recovery. **Appendix 5** provides a detailed narration of the proceedings.

<sup>16</sup>For more on the La Serena Roadmap, see: [https://www.apec.org/Meeting-Papers/Annual-Ministerial-Meetings/2019/2019\\_AMM/Annex-A](https://www.apec.org/Meeting-Papers/Annual-Ministerial-Meetings/2019/2019_AMM/Annex-A) (accessed 13 July 2021).



reported a decreasing trend since 2016, particularly having a relatively steep decline from 2016 to 2017.

Figure 9 Number of BAA projects by priority action and year (2015-2020)



Source: Authors' calculation based on the project database

Note: 2015 includes only Session 2 projects

By sub-agenda, PA6.d, PA7.c, and PA7.d are the top three most cited with 12, 11, and 11 projects, respectively (**Table 2**). These each represent about 25.0 percent (12 of the 48 PA6

projects) and 18.6 percent (22 of the 59 PA7 projects) of the total projects for their respective PAs. Moreover, the number of projects that cite a sub-agenda has either declined or remained unchanged over the years, except for PA6.d and PA7.d, which both experienced a sharp increase from 2016 to 2017. Noticeably, TF projects were either cited only once or not at all.

Table 2 Number of projects by sub-agenda and year (2015-2020)

Priority Action	Sub-Agenda	2015	2016	2017	2018	2019	2020	2015-2020
1	1.a	-	-	-	-	-	-	-
	1.b	1	-	-	-	-	-	1
	No Sub-Agenda	1	-	1	2	-	-	4
2	2.a	-	-	-	-	-	-	-
	2.b	-	-	-	-	-	-	-
	No Sub-Agenda	1	4	-	1	-	-	6
3	3.a	1	1	-	-	-	-	2
	3.b	-	-	1	-	-	-	1
	3.c	1	1	-	-	-	-	2
	No Sub-Agenda	-	-	-	-	-	-	-
4	4.a	-	-	-	-	1	-	1
	4.b	-	-	-	-	-	-	-
	No Sub-Agenda	-	-	-	-	-	-	-
5	5.a	-	-	1	-	-	-	1
	5.b	-	2	2	1	1	1	7
	5.c	-	1	1	1	1	-	4
	5.d	-	-	-	-	-	-	-
	5.e	-	-	1	1	1	-	3
	No Sub-Agenda	-	2	-	2	1	-	5
6	6.a	1	5	3	1	-	-	10
	6.b	1	2	3	1	1	-	8
	6.c	1	-	1	1	2	1	6
	6.d	2	1	4	3	1	1	12
	No Sub-Agenda	-	4	4	5	9	1	23
7	7.a	-	2	2	-	-	-	4
	7.b	1	2	1	1	2	-	7
	7.c	-	2	3	2	3	1	11
	7.d	-	2	5	2	2	-	11
	7.e	2	1	2	1	1	-	7
	7.f	-	3	3	-	1	-	7
	No Sub-Agenda	3	7	4	3	1	2	20
8	8.a	-	-	-	-	1	-	1
	8.b	-	3	1	1	-	-	5
	8.c	-	2	-	-	-	-	2
	No Sub-Agenda	1	3	2	6	11	2	25

Source: Authors' calculation based on the project database

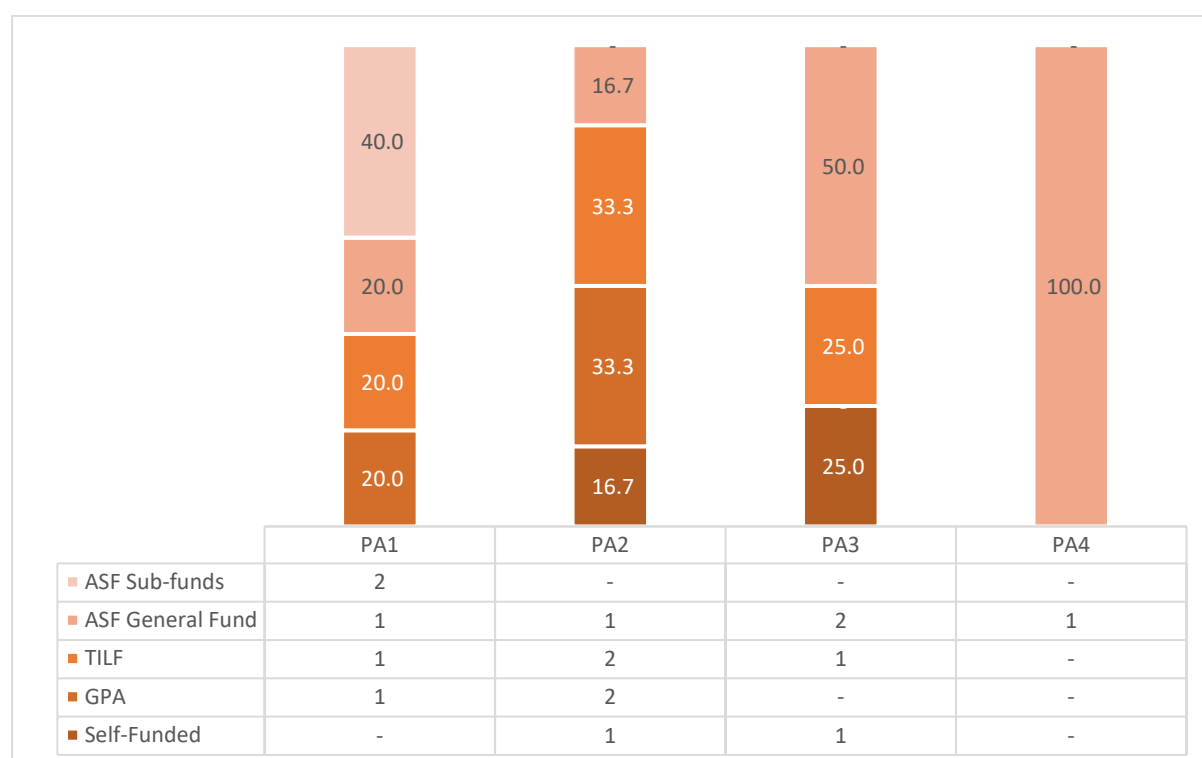
Note: 2015 includes only Session 2 projects. Some BAA projects address multiple PAs; thus, the sum of all PAs would exceed total BAA projects.

### 2.2.2.1 Trade facilitation (PAs 1-4)

**Appendix 6** provides a complete profile of PAs 1-4, or those that are thematically grouped under TF. Only a total of 12 TF projects,<sup>17</sup> which comprises 8.4 percent of total BAA projects, were recorded from 2015-2020. Generally, these PAs are relatively uncommon compared to PAs 5-8. TF projects are also almost exclusively APEC-funded (**Figure 10**). As of 20 August 2021, 11 TF projects (91.7% of the 12 TF projects) have already been completed.

APEC funded an average of USD105,239 per project, which was able to fund 75.0 percent of the average total value of TF projects (USD140,291). Examining the PAs individually, APEC funded an average of USD103,829 per project for PA1, USD104,651 per project for PA2, and USD95,311 per project for PA3. APEC provided USD130,137 for the only PA4 project in the BAA.

Figure 10 Distribution of TF projects by funding source

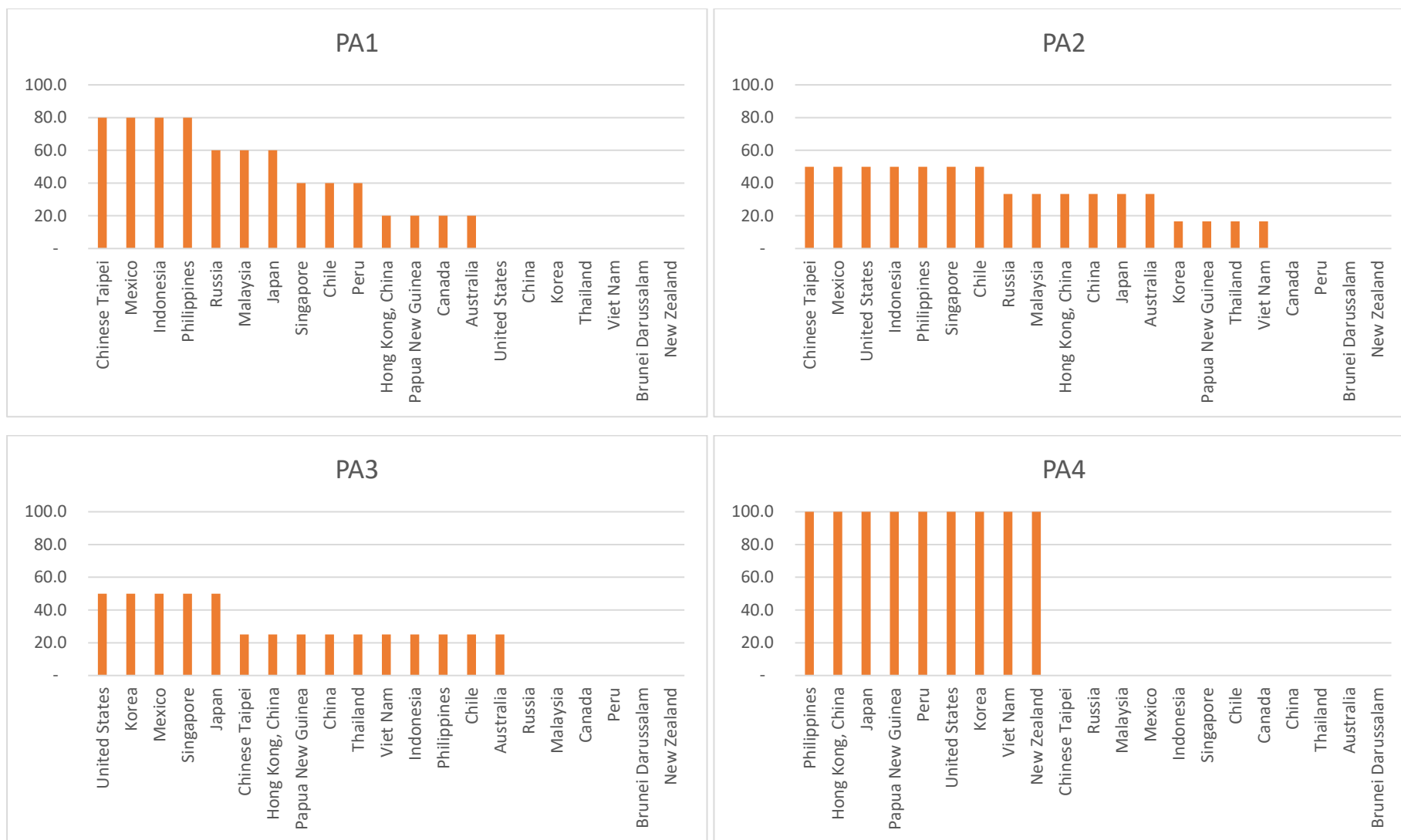


Source: Authors' calculation based on the project database

A total of 10 TF projects (83.3%) were proposed by a single proponent, of which Viet Nam was the most active with five TF projects (50.0% of the 10 singularly proposed TF projects). Meanwhile, Japan, the Philippines, and Chinese Taipei were the most supportive economies (50.0% of TF projects). Examining the PAs individually, **Figure 11**, shows that several economies are actually quite supportive. For instance, 14 economies (66.7% of APEC economies) supported a project in PA1, while 17 (81.0%), 15 (71.4%), and 9 (42.9%) supported PA2, PA3, and PA4, respectively.

<sup>17</sup> It is important to reiterate that the number of TF projects will be less than the sum of PAs 1-4 because some BAA projects address multiple PAs.

Figure 11 TF projects supported by APEC economies (% share to total PAn projects)



Source: Authors' calculation based on the project database

Meanwhile, the SMEWG sponsored 60.0 percent of PA1 projects and 40.0 percent of PA2 projects – the remainder was sponsored by CTI. The entirety of PA3 and PA4 were sponsored by CTI. On the average, self-funded PA2 projects lasted for 92 days, while self-funded PA3 projects lasted for 126 days. In comparison, APEC-funded PA2 and PA3 projects have gone for 426 and 437 days, respectively. These are noticeably longer than self-funded projects. Also, APEC-funded PA1 projects lasted for 365 days and PA4 projects went for 550 days.

The TF projects identified by the official stocktake support the internationalization of MSMEs by ensuring that MSMEs have the capability and know-how to navigate the complex regulations in the region. These are addressed by providing guidelines and sharing best practices that the various APEC economies can follow, thereby reducing some of the complexities. The projects also equip MSMEs with technical knowledge (CTI 04 2016T) as a means of modernizing MSMEs. The projects also provided a number of tools available to APEC economies for assisting MSMEs engaged in international trade (**Box 2**).

Among the TF projects, only one was identified as related to PA4, namely “Integrating SMEs in Authorised Economic Operators (AEO) Certification: Improving SMEs Participation in APEC Secure Trade” (SCCP 01 2019A). This project aims to enhance the awareness and understanding of the opportunities and benefits for AEO operators, including MSMEs when they are certified as AEOs in APEC member economies. As of 20 August 2021, the project is still under implementation but one output that could support MSMEs is the “Manual of Best Practices” to achieve the AEO benefits.

Further, lessons and findings from TF projects revealed that MSMEs find it difficult to comply and implement some provisions of FTAs (SME 11 2017A). One of these reasons is the difficulty in understanding the text, schedule, and the language of the agreement<sup>18</sup>. MSMEs find little benefit from FTAs because of two reasons: first, there is little difference in the Most Favored Nation (MFN) and FTA tariff; and second, MSMEs have not identified market niches in which they can participate. MSMEs also need to learn how to increase productivity and how to improve product quality to be competitive in local and global markets. There is also a need to understand the global standards and how to meet it (SME 11 2017A).

The BAA projects identified in this section also provided information about the new tools, knowledge, and skills available to economies and MSMEs that can be used improve the participation of MSMEs in the global economy. This would include the following:

1. Member economies need to develop programs and initiatives for Intellectual Property (IP) valuation, which they can do by learning from the best practices in APEC (CTI 14 2016A);
2. Digitization (SME 03 2016T) and e-commerce (CTI 24 2016) can be seen as the main mechanisms for MSMEs to access international markets but the utilization of these tools and technologies is quite low relative to large companies;

---

<sup>18</sup> The “Spaghetti Bowl” effect is confounding the utilization of FTAs (SME 11 2017A and CTI 24 2016). This effect occurs when economies create new trade agreements with each trading partner, thereby resulting to the proliferation of trade agreements. This multiplicity was likened to spaghetti strands that get tangled up with each other. Interestingly, [Chua, Garcia, and Andal \(2018\)](#) found that the Spaghetti Bowl effect is not present among APEC economies. Only 29.0 percent of the total panel of economies had a common trade agreement between trading partners.

## Box 2 Tools Supporting the Internationalization of MSMEs

Multiple TF projects provided or identified tools that helped support MSME internationalization. For instance, there are the International Trade Centre (ITC) Trade Portal and the Tariff Finder that provides accessible information for MSMEs seeking to engage with the world market. Alternatively, there is also the Mercator Programme, and useful documents, such as the Compendium for Services Trade and the Guidelines on the Best Licensing Practices of Collective Management Organizations (CMOs) to MSMEs.

### 1. ITC Trade Portal

The ITC Trade Portal provides information on market access conditions, such as customs tariffs, tariff rate quotas, trade remedies, regulatory requirements and preferential regimes applicable to products. The Portal can be accessed here: <http://www.macmap.org> (accessed 20 August 2021).

### 2. Mercator Programme

This program is an initiative by the World Customs Organization (WCO) to support the World Trade Organization's (WTO) Trade Facilitation Agreement (TFA) implementation, particularly by using the WCO instruments and tools as most of the TFA provisions relate to customs. This Programme also provided tailor-made support that considers local conditions and environment for implementing trade facilitation measures. The Mercator Programme even offers a TFA course that can be accessed here: <https://academy.wcoomd.org/courses/wto-trade-facilitation-agreement> (accessed 20 August 2021).

### 3. Tariff Finder: Online tool to Help Singapore MSMEs Export Overseas

The Tariff Finder is a free online database that contains key information, such as applicable customs duties and ROO information for different products. It is an easy-to-use tool that readily provides information for Singaporean MSMEs that seek to export. The Tariff Finder can be accessed here: <https://www.enterprisesg.gov.sg/non-financial-assistance/for-singapore-companies/free-trade-agreements/ftas/tariff-finder> (accessed 20 August 2021).

### 4. Compendium of Good Practice in the Regulation of Services Trade

The APEC Project, GOS 01 2016S, that was self-funded by Australia helped build a Compendium, which serves as a resource for APEC economies undertaking regulatory reform and to help inform the APEC Services Competitiveness Roadmap.

### 5. Guidelines on the Best Licensing Practices of CMOs to MSMEs

This document, resulting from the APEC Project CTI 33 2017A, is a valuable reference tool for CMOs, MSMEs, licensing practitioners, professionals, and government policy makers in the APEC region, which also help CMOs and MSMEs become more competitive in the future. The Guidelines can be accessed from CTI 33 2017A's supporting documents in the APEC Project Database.

Source: Authors' compilation

3. Ease of access to information through trade portals (CTI 24 2016), MSME-friendly websites (CTI 10 2018A), mobile phone applications (SME 04 2018), consultation desks and hotlines (SME 11 2017A), and active information dissemination strategies (CTI 14 2016A, CTI 10 2018A, SME 04 2018, SME 11 2017A, SME 03 2016T) are important for all economies - as these make available all the information required by MSMEs; and,
4. Differentiated legislation (CTI 24 2016) may be a strategy that can be pursued by economies because of the differences in the characteristics of MSMEs.

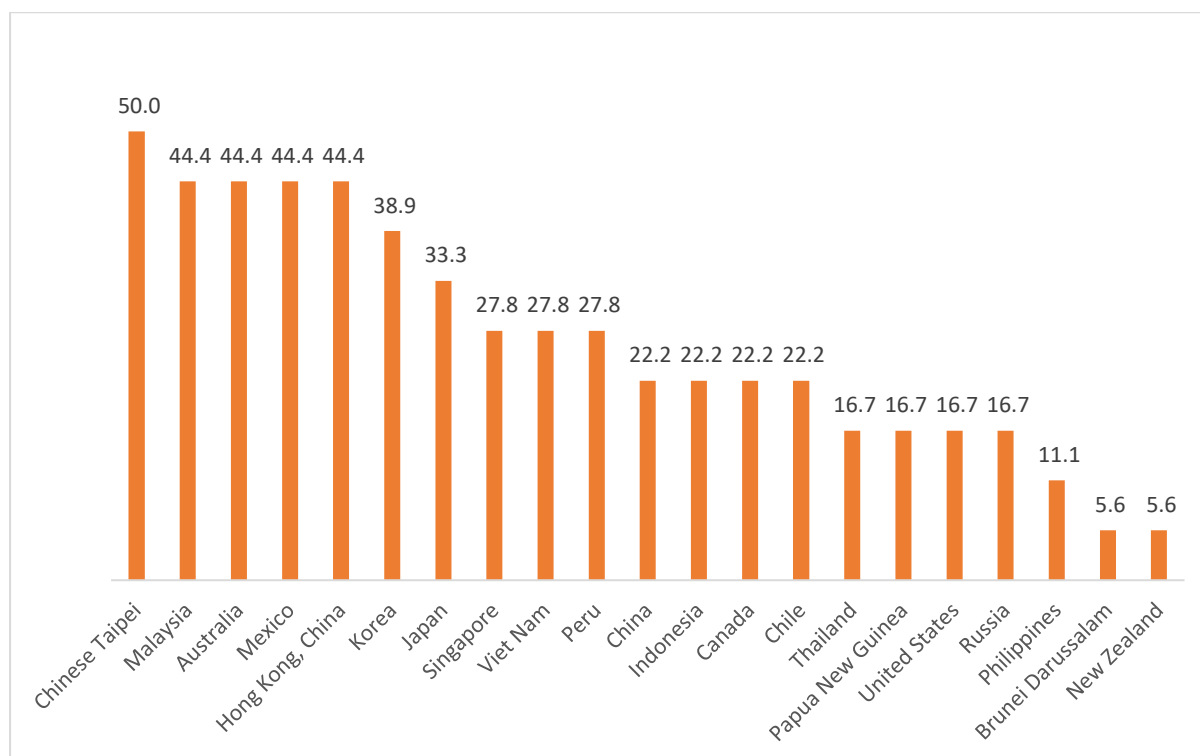
A note-worthy project that has become more relevant because of the COVID-19 pandemic is on the possible contribution of using antimicrobial products (CTI 04 2016T). The project promoted the use of antimicrobial products because of its capability of keeping communities' living environment clean, hygienic, and safe, thereby reducing the spread of infectious diseases. Using these products, MSMEs can add new value and functions to their (textile) products.

### 2.2.2.2 Financing (PA5)

About 12.6 percent or 18 out of the 143 BAA projects were identified under PA5 (see **Appendix 7** for a complete profile). As of 20 August 2021, 13 projects (72.2%) have already been completed. From the 16 PA5 projects proposed by a single economy to APEC, the United States proposed a total of five projects, which makes it the most active member economy for PA5. In comparison, other economies proposed a maximum of two PA5 projects. This suggests that projects related to MSME financing are particularly important for the United States.

The United States, however, is not the only economy supportive of PA5. Support for the 18 PA5 projects is actually quite high (**Figure 12**) wherein APEC economies supported an average of five projects (27.8%). The most supportive economies are Chinese Taipei (50.0%), Malaysia (44.4%), Australia (44.4%), Mexico (44.4%), and Hong Kong, China (44.4%). Perhaps because it was actively a proponent of PA5 projects, the United States was able to support only 16.7 percent of PA5 projects. Interestingly, one of the two projects supported by Brunei Darussalam is about financing (PA5) and institutional support (PA7), namely: "Case Study on Supporting Industry Promotion Policies in APEC – APEC Supporting Industry Initiative" (CTI 26 2016T).

Figure 12 PA5 projects supported by APEC economies (% share to total PA5 projects)

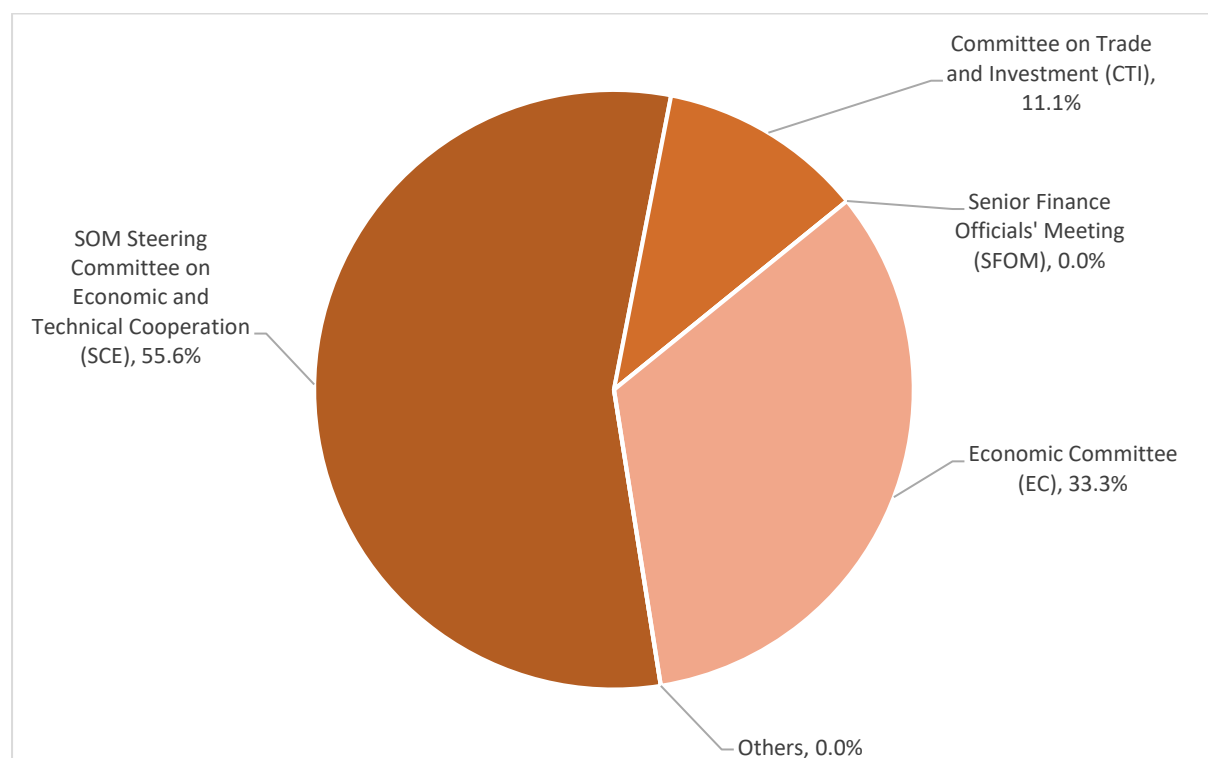


Source: Authors' calculation based on the project database

PA5 projects are largely APEC-funded (66.7%), particularly through the ASF General Fund and Sub-funds. PA5 projects received an average APEC funding of USD120,429 per project, which contributed only 31.4 percent of PA5 projects' average value. This is comparably lower than TF projects' 75.0 percent average APEC funding share. Interestingly, removing the projects proposed by the United States would increase the APEC funding share from 31.4 percent to 76.1 percent, thereby showing just how large the United States has invested in PA5 projects. Notably, the United States, which received USD133,391 per project from APEC, co-funded an average of USD717,205 per project for PA5. Incidentally, this is also the largest co-funding spent by any economy across all PAs, which adds credence to the observation that the United States is very interested on financing-related BAA projects. Other economies that benefited from APEC funding includes the Philippines (100.0% of their PA5 projects' average total value), Chile (90.6%), Peru (69.2%), Viet Nam (66.7%), and Malaysia (55.3%).

Moreover, the majority of PA5 projects (55.6%) are sponsored by the SCE, particularly by the SMEWG (**Figure 13**). Also, self-funded PA5 projects typically last for 503 days, but the longest PA5 project lasts for 1,705 days or 4.7 years [i.e., the APEC-Canada Growing Business Partnership (SME 09 2016S)]. This project is also the longest BAA project ever approved, as well as the third costliest self-funded BAA project (USD2.1 million). APEC-funded PA5 projects typically last for a shorter 388 days.

Figure 13 Distribution of PA5 projects by sponsoring APEC forum



Source: Authors' calculation based on the project database

One of the notable PA5 projects is related to the role of cooperatives in improving MSMEs' access to financing. The project provided information on a cooperative business model to promote it as an effective option for obtaining capital (SME 03 2018A). To enable the cooperative business model, there is a need to address the following:



1. Ownership of the users and to what extent the members are committed to their cooperative; and,
2. The success of the cooperatives will depend on the level of education that the members have. There must be member education programs that must be communicated and implemented by a strong management team. The program should also include financial education, taxation, legal models, marketing, and productive training.

Another set of projects that has been proposed to support MSME access to finance is related to supply chain finance (EC 03 2016S and EC 04 2016S). According to the proposal document of EC 03 2016S, supply chain finance permits buyers to grant longer payment terms to their suppliers and, at the same time, provide the option for MSME suppliers to be paid early. This optimizes the cash flow for all involved – a veritable win-win situation for the buyer, the supplier (typically an MSME), and the financial institution.

Further, the buyers optimize working capital and extends days payable, while the supplier, or MSME, obtains much needed working capital to export goods (e.g., by giving it access to the proceeds from their sales at an earlier time). Meanwhile, the financial institution has a more secure form of payment, thus, minimizing risk across the supply chain. However, APEC economies have not fully operationalized the use of supply chain financing because of the missing critical components necessary, particularly: a modern secured transaction regime; a warehouse receipts legal regime that permits use of warehouse receipts in secured lending transactions; and, the ability to enforce security interests across borders.

To indirectly support the MSMEs, the projects implemented under BAA have attempted to assist APEC member economies on operationalizing supply chain financing for the use of MSMEs in their economy. Following up on EC 03 2016S, EC 04 2016S was implemented to specifically target member economy officials in order to increase their awareness and their interest in adopting international instruments to improve the current environment on the use of supply chain financing. Unfortunately, no project on supply chain finance has been recorded in the project database after 2016. This may imply that the topic has not been fully explored and that member economies require further support in implementing this mechanism. It is important to note that operationalizing supply chain finance would require the cooperation of many stakeholders and regulators in government.

Another mode of financing explored among the APEC projects is FinTech (SME 05 2018A) and digital financing platforms (SME 06 2017A). In fact, a background paper submitted by [Chile \(2018, pp.6-7\)](#) highlighted that “FinTech has proven to deliver a series of benefits related to liberalizing financial services by creating new ways to interact with financial service providers, and assisting MSMEs in accessing financial services that were once unavailable, such as digital funding, prompt payment, and B2B digital channels, among others. Another benefit is in facilitating structural change in financial markets, such as improving financial inclusion, improving institutional security and compliance, and increasing transparency.”

Meanwhile, digital financing platforms, such as supply chain finance e-platforms, e-invoicing, and e-warehouse receipts (SME 06 2017A) are technology-based solutions to connect financiers, suppliers, and buyers. This connection helps financial institutions mitigate credit risks and reduce operational cost. Notably, both SME 06 2017A and SME 05 2018A provided an avenue for the discussion on the promise of digitally-enabled financing solutions for MSMEs.

Unfortunately, SME 05 2018A found that there was limited time to fully explore the issues surrounding FinTech as a mode of financing for MSMEs. It is, therefore, recommended that

further projects be implemented on FinTech, especially on how member economies can be made aware and interested in utilizing FinTech solutions to financing MSMEs.

### 2.2.2.3 Digital economy (PA6)

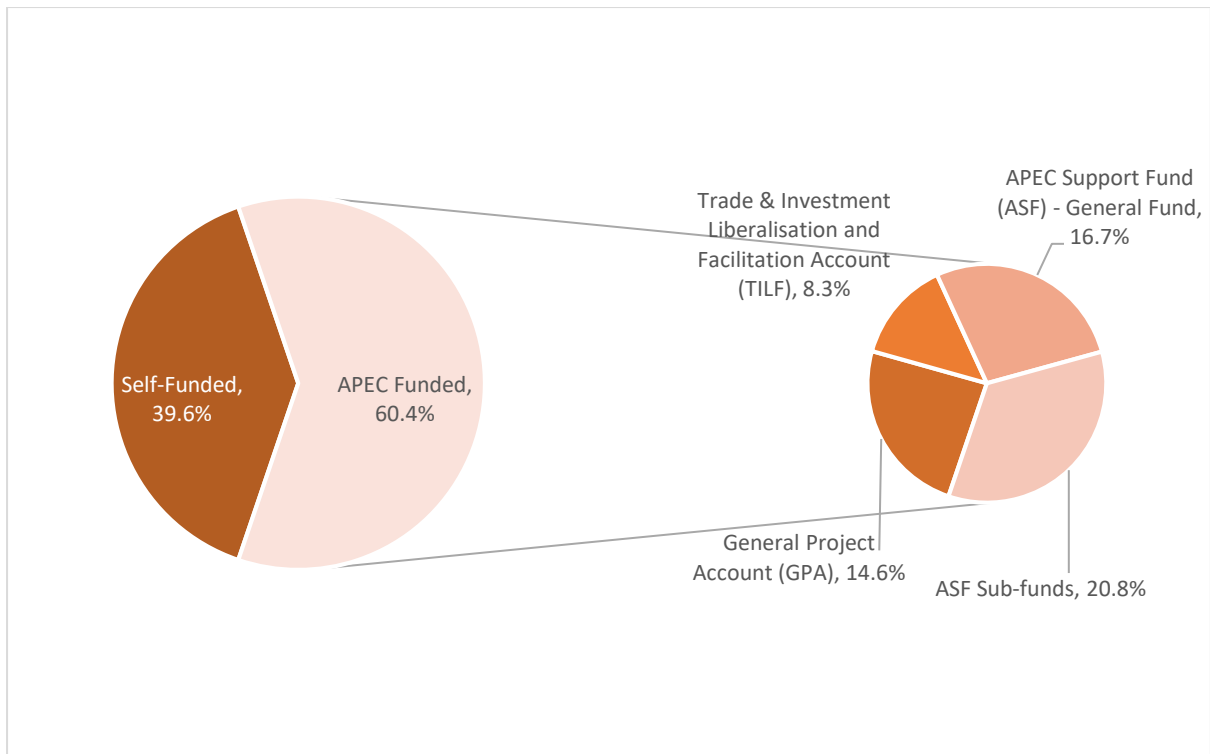
PA6, with its 48 projects, ranked as the second most common PA addressed by APEC projects (see **Appendix 7** for a complete profile). PA6 represents 33.6 percent of BAA projects. As of 20 August 2021, 38 projects (79.2%) have already been completed. Most PA6 projects are APEC-funded (60.4%), of which the ASF General Fund and Sub-funds comprised a combined 37.5 percent (**Figure 14**) – this contribution share is relatively lower than the share reported for the entirety of BAA projects (44.8%).

Typically, APEC-funded PA6 projects received USD106,143 per project that contributed 69.3 percent of PA6 projects' average total value (USD153,119). Several economies benefited from APEC funding. For instance, the top three economies with the highest APEC funding share to average total value are Japan (100.0%), Malaysia (100.0%), and Thailand (95.9%). In comparison, the share of APEC funding for PA6 projects with multiple proponents reached only 37.3 percent (USD137,826 per collaborative PA6 project) – this translates to a co-funding of about USD232,101 per project. Meanwhile, self-funded PA6 projects spent an average of USD94,989 per project. The highest spenders are China, Chinese Taipei, and Korea, which spent an average of USD232,467, USD150,000, and USD100,000 per self-funded project, respectively. These values bring East Asia's self-funding to an average of USD174,480 per project, which may suggest that BAA projects related to the digital economy are particularly important for this region.

The highest APEC funding per project for PA6 was given by the SMEWG, which provided USD120,293 per project or 62.4 percent of the average total value of the projects that they sponsored. This is 13.3 percent higher than the average APEC funding provided by the rest of the APEC fora. The smallest APEC funding provided by any particular fora – in this case, by the SCSC – was USD73,805 per project albeit this was still able to cover 47.7 percent of their sponsored projects' value; thus, saving their project proponents almost half of their intended budget.

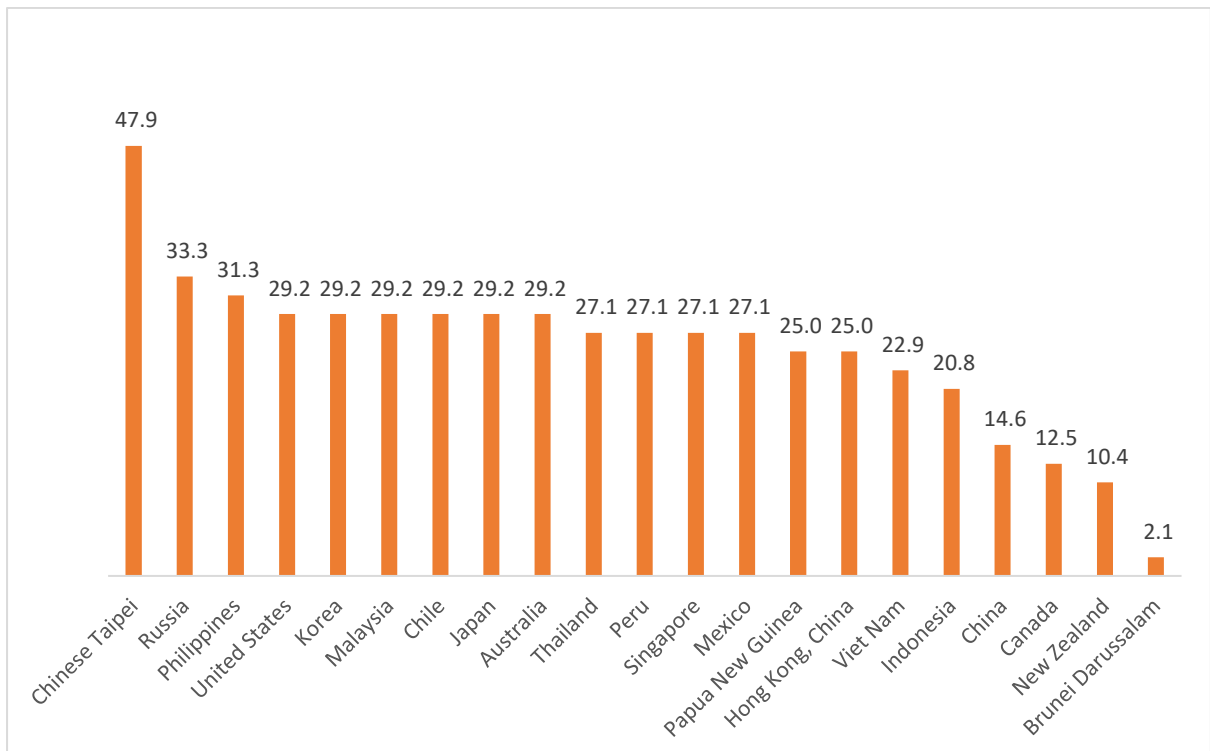
Most PA6 projects have a single proponent (93.8%). East Asia, with its 18 projects, is the most active region. For instance, China proposed 10 projects (20.8% of total PA6 projects). China is closely followed by Viet Nam, which proposed eight PA6 projects (16.7%). Meanwhile, the most supportive economy is Chinese Taipei that supported 47.9 percent of PA6 projects (**Figure 15**). This is followed by Russia (33.3%), the Philippines (31.3%), and the United States (29.2%). This level of support is noticeably lower than what PA5 received, which reached a high of 50.0 percent. Nonetheless, all economies expressed support for at least one PA6 project. One of the two BAA projects supported by Brunei Darussalam is a PA6 project (TEL 01 2015A).

Figure 14 Distribution of PA6 projects by funding source



Source: Authors' calculation based on the project database

Figure 15 PA6 projects supported by APEC economies (% share to total PA6 projects)

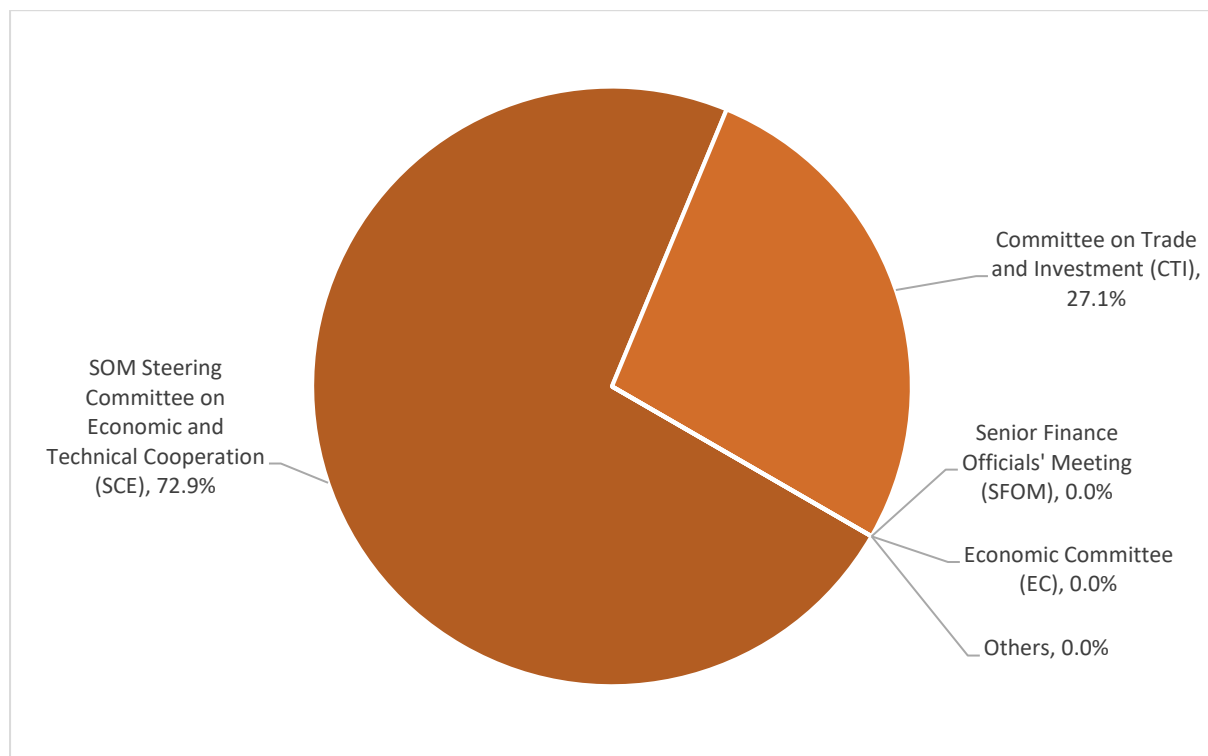


Source: Authors' calculation based on the project database

The majority of PA6 projects were sponsored by the SCE (72.9%), and a large portion of this is sponsored by the SMEWG (**Figure 16**). Other fora that sponsored an APEC-funded PA6 project include: the PPSTI; the PPWE; the TELWG; the DESG (formerly the ECSG); and, the SCSC.

Also, self-funded PA6 projects typically last for just 269 days, while APEC-funded PA6 projects went for 398 days. Self-funded and APEC-funded projects proposed by Chinese Taipei last for an average of 518 and 579 days, respectively – the longest among PA6 projects proposed by economies. Meanwhile, APEC-funded projects with multiple proponents last for an average of 457 days.

Figure 16 Distribution of PA6 projects by sponsoring APEC forum



Source: Authors' calculation based on the project database

For PA6 projects, capacity building workshops involved direct intervention to MSMEs. For example:

1. SME 09 2018A invited MSME participants who were then given the opportunity to present how they applied digital technologies in transforming or upgrading office routines, including the challenges they faced. Afterwards, MSME participants attended mentoring sessions delivered by coaches from various fields. These sessions provided suggestions on business models, innovative capabilities, presentation performance, and contributions to MSMEs' development;
2. Under CTI 03 2016S, private sector representatives, academia, and businesses, especially MSMEs, in APEC member economies were exposed to the potential of utilizing the Big Data process in order to fine-tune and differentiate their

international marketing. The project also provided opportunities to network with Big Data companies in the region; and,

3. Through SME 08 2016A, women-led MSMEs were given the opportunity to learn about the importance of e-commerce and to understand the efficient application of e-commerce in their businesses. In addition, the project provided an avenue for experts in e-commerce, such as representatives from Google and CocCoc, to share tips on how women-led MSMEs can take advantage of search engines to promote their business.

Aside from these projects, there were also projects that provided indirect support to MSMEs by addressing issues related to policy and government regulation (i.e., PA6.d). The participants in these projects involved primarily government officials and policy makers, representatives of MSME associations, academic researchers, and business chambers. These projects aimed at introducing the participants to best practices that can be emulated in their respective economies. Examples of such interventions would include: the APEC Cross Border E-commerce Training (CBET) Workshop (CTI 04 2019S); Workshop on the Use of Modern Technology for Dispute Resolution and Electronic Agreement Management, particularly Online Dispute Resolution (ODR) (EC 03 2017S); and, Upgrading MSMEs' Access to Finance in a Digital Age (SME 06 2017A).

In terms of learnings, PA6 projects highlighted the following:

1. ICT and digital infrastructure have a critical role to support the internationalization of MSMEs (SME 03 2016T, SME 08 2016A, and SME 09 2016A). Related to this would be the need for indicators on access, availability, use of the digital infrastructure (TEL 08 2017S), and application of the digital business model<sup>19</sup> in their operations (SME 09 2018A).
2. Another important issue that needs to be discussed is cybersecurity. For instance, how should economies protect customer data and the internet security for MSMEs and, at the same time, foster the cross-border e-commerce norms that facilitate e-commerce between MSMEs (SME 04 2017A)? To do this, it is important that training workshops on building abilities against cyber threats are conducted (SME 08 2016A);
3. E-government can facilitate e-commerce for MSMEs through the simplification of administrative procedures and import and export processes (SME 08 2016A; SME 04 2017A);
4. Improve regulatory systems and improve dissemination of information on various laws and policies, including Intellectual Property Rights (IPR) laws, incentives for gender equality, and available resources to facilitate MSMEs' participation in e-commerce to access markets (SME 08 2016A); and,
5. MSMEs of the future will not only be digital but also SMART, interconnected and green. While SME 09 2018A has documented the MSME experience in the application of digital technology, other projects are also in the process of discussing characteristics of MSMEs of the future incorporating the use of digital technology to become SMART,

---

<sup>19</sup> The digital business model elaborates how to fulfill business digital transformation in four dimensions, namely: M-Commerce, the Sharing Economy, Internet of Things, and Next Generation Innovation.

interconnected, and green. SME 02 2020S is an on-going project that aims to address MSME participation in GVCs and, at the same time, adopt green business practices. Other similar projects (SME 02 2020A, SME 07 2020S) recognized the advent of the Fourth Industrial Revolution technologies that may be available to MSMEs in developing economies. However, these MSMEs' adoption of these technologies may require capacity building and know-how from developed economies.

As most of the available assets of MSMEs are receivables and inventory, the secured transactions regime should allow a broader type of collateral to include both tangible and intangible assets. Another means of supporting MSMEs' access to credit is through supply chain financing. There is a need to develop an e-platform for a more transparent and accessible compilation of receivables. Supply chain finance e-platforms are a technology-based solution to connect financiers, suppliers, and buyers that helps financial institutions mitigate credit risks and reduce operational cost.

The importance of the digital economy has been elevated to the forefront because of the COVID-19 pandemic.<sup>20</sup> Economies had to adapt to the different travel restrictions and lockdowns imposed throughout not only APEC but also elsewhere in the world. However, this adaptation through digitalization came with challenges, especially for MSMEs. For instance, [Karr, Loh, and Wirjo \(2020\)](#) identified cybersecurity and data privacy concerns, exposure to digital fraud, online misinformation, asymmetric market power and platform dominance, and persistent digital divide and infrastructure-related issues as challenges that MSMEs needed to face.

This adaptation also caused some of the 2020 APEC projects to be remotely provided – a departure from the usual face-to-face engagement that APEC has been known for (e.g., annual hosting of the APEC Leaders' Meeting, SOM and Related Meetings, and Conferences, among others). Some examples of these virtually-delivered projects are the:

1. 2020 APEC Marine Spatial Planning Training Workshop (OFWG 02 2020S);
2. APEC and Airbnb Forum: Travel Reimagined (TWG 02 2020S); and,
3. Workshop on E-Commerce Opportunities for Indigenous and Ethnic Minorities: Bringing Information, Expanding Markets, and Unleashing Potential (PPFS 02 2020A).

#### *2.2.2.4 Institutional Support (PA7)*

Among BAA projects, PA7 is the most commonly cited PA. A total of 59 projects, or 41.3 percent of BAA projects, was identified in the official stocktake (see **Appendix 9** for a complete profile). As of 20 August 2021, 52 projects (88.1%) have already been completed. **Figure 17** shows that PA7 projects are largely funded by APEC (66.1%), especially by the ASF General Fund and Sub-funds (49.2%). The average value of self-funded APEC projects reached a high of USD512,916 per project. Notably, Canada spent USD2,077,310 for its sole PA7 project. China, which spent USD965,750 per self-funded project is also a major spender like Canada (China had eight self-funded projects, which means that China spent

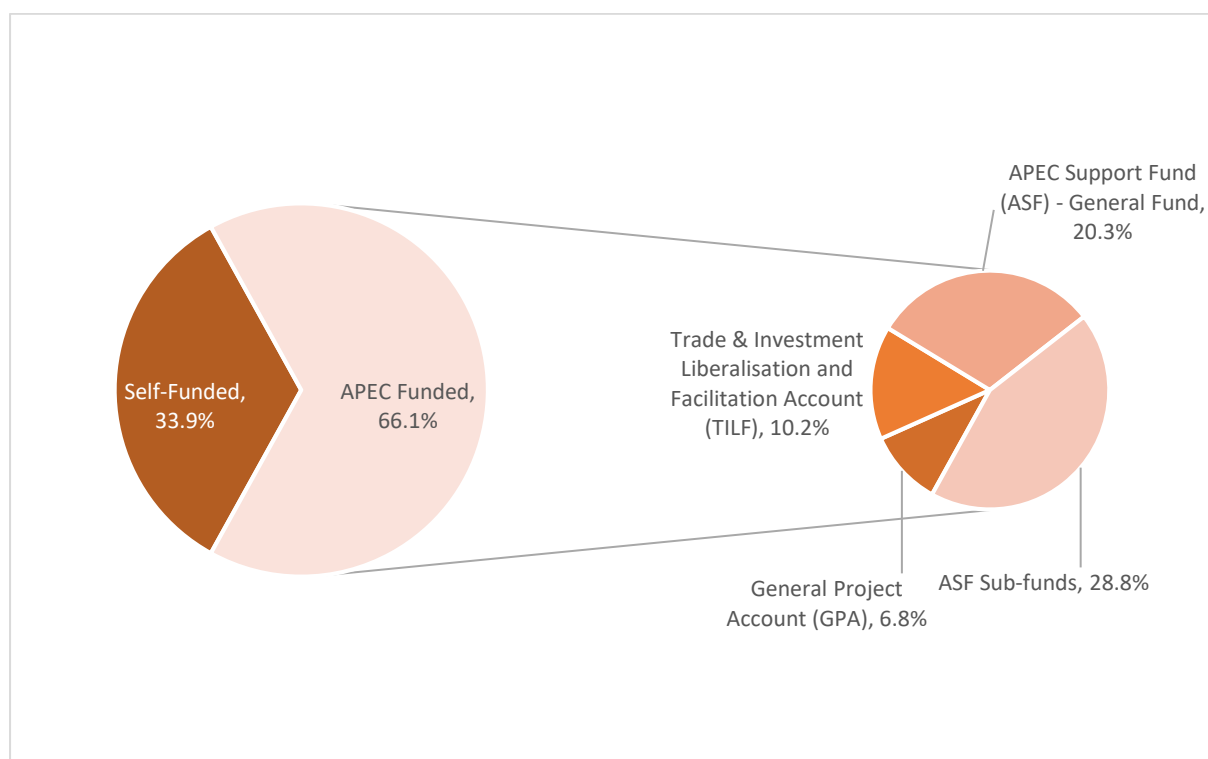
---

<sup>20</sup> The security and health protocols imposed by governments across the world have caused a significant toll on MSMEs. **Appendix 8** briefly explores the impact that the pandemic has delivered on MSMEs in the APEC region.

USD7,726,000 for PA7). The large spending by Canada and China suggests that these two economies find that institutional support projects are very important.

Meanwhile, APEC funding reached USD116,626 per project that helped cover 65.4 percent of PA7 project expenses. A total of 13 economies benefited from APEC funding and this includes the Philippines (100.0% APEC-funding share), Malaysia (100.0%), New Zealand (93.3%), Papua New Guinea (87.8%), Chile (84.1%), Viet Nam (81.6%), Japan (81.4%), Peru (78.1%), Russia (75.0%), Korea (56.0%), Mexico (50.7%), Chinese Taipei (32.7%), and the United States (22.7%). The latter two, which reported relatively lower shares, spent USD165,000 and USD290,823 in co-funding, respectively (both economies each had only one APEC-funded PA7 project). Projects with multiple proponents received an average of USD129,991 per project that constitute 51.9 percent of these projects' average total value.

Figure 17 Distribution of PA7 projects by funding source



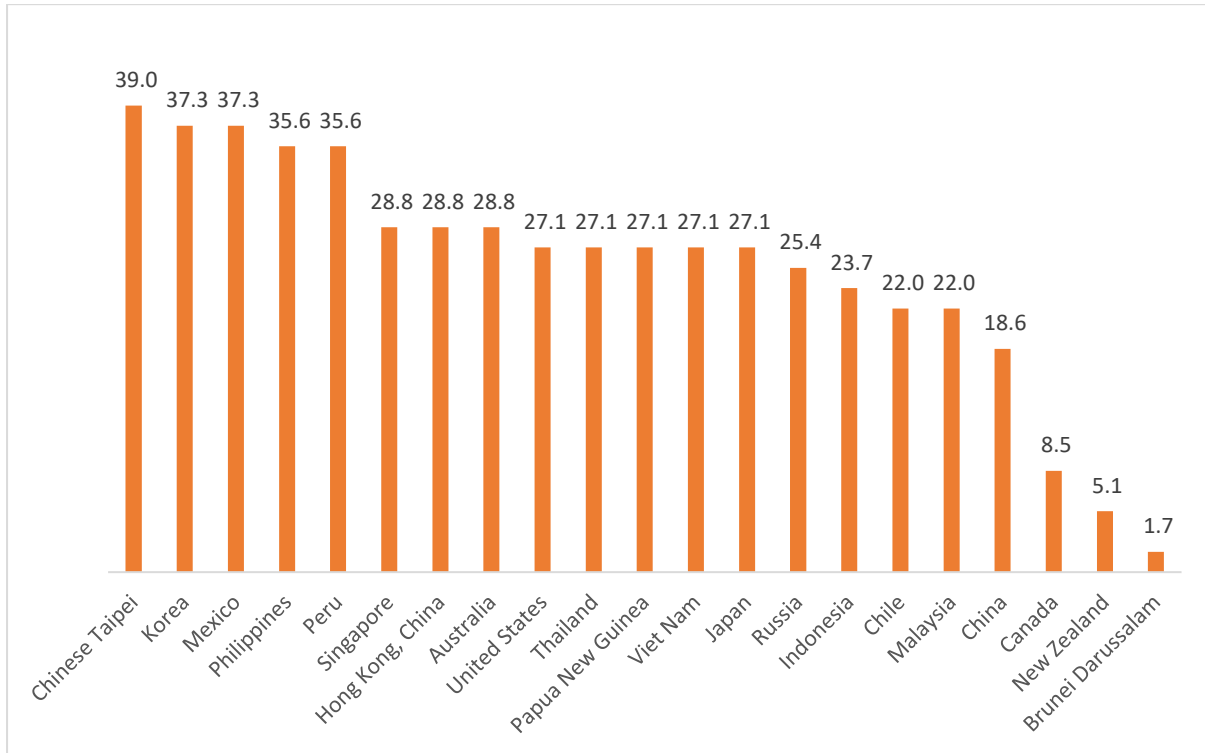
Source: Authors' calculation based on the project database

Further, 86.4 percent of PA7 projects were proposed by a single APEC economy, which means that 13.6 percent or a total of eight PA7 projects were collaboratively proposed. Incidentally, APEC economies collaborated the most in projects on institutional support relative to the other PAs. East Asia is the most active region, which proposed a total of 19 projects (37.3% of singularly proposed PA7 projects), in which the most active economy is China (15.7%), followed by Viet Nam (11.8%) and Korea (9.8%).

Remarkably, all APEC economies supported at least one PA7 project (**Figure 18**). The most supportive economies are Chinese Taipei (39.0%), Korea (37.3%), Mexico (37.3%), the Philippines (35.6%), and Peru (35.6%). As previously mentioned in Sec. 2.2.2.2, one of the two BAA projects that Brunei Darussalam supported was a PA5 and PA7 project, and this can

suggest that Brunei Darussalam finds financing and institutional support particularly important compared to other PAs.

Figure 18 PA7 projects supported by APEC economies (% share to total PA7 projects)



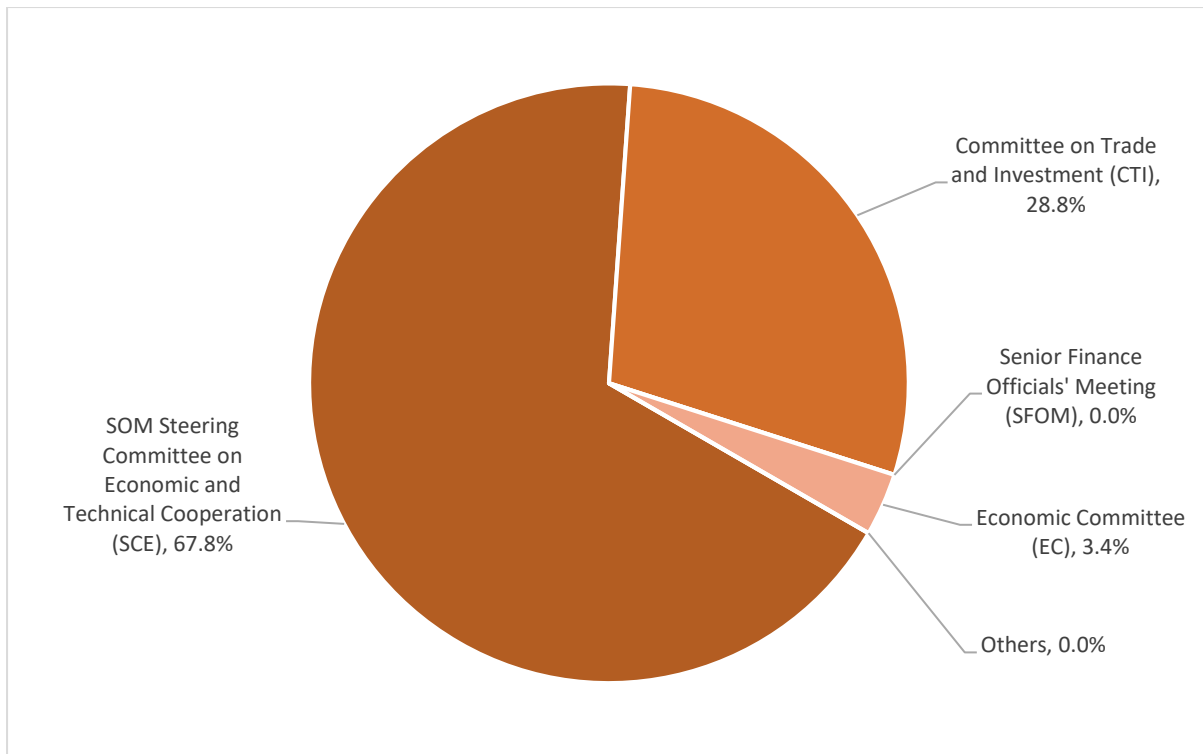
Source: Authors' calculation based on the project database

Furthermore, **Figure 19** shows that 67.8 percent of PA7 projects were sponsored by the SCE, particularly the SMEWG. Other fora that sponsored a PA7 project are: the EPWG; the PPWE; the IPEG; the IEG; and, the SCSC.

Looking in terms of project duration, data shows that self-funded PA7 projects typically went for 401 days, while APEC-funded projects lasted for 397 days, on average. APEC-funded PA7 projects made by New Zealand went for as long as 550 days, while the longest self-funded project was by Canada (1,705 days). Next to Canada would be China whose projects went for an average of 514 days.



Figure 19 Distribution of PA7 projects by sponsoring APEC forum



Source: Authors' calculation based on the project database

There are a number of learnings from the PA7 projects identified in this section. The key learnings relevant to the role of government include:

1. To enhance the competitiveness of MSMEs and to integrate them to GVCs, each economy's government has to: (1) create policies and programs that specifically target increasing MSME participation in value chains; (2) develop an efficient innovation system that facilitates investments in knowledge, technology dissemination, skills upgrading, and entrepreneurship; (3) implement policies that help link MSMEs with lead firms that eventually spills over to other small and innovative firms; and, (4) improve the investment climate;
2. For MSMEs' supply chain management, they should actively support innovation and upgrading MSME capabilities to remain competitive in the global market;
3. The government also needs to look beyond trade in goods and support policies that would encourage MSME participation in trade in services (e.g., logistics, tourism, and animation). Governments should also ensure that there is an enabling regulatory and business environment for MSMEs in services, which will facilitate their integration into GVCs. There is also a need to review current strategies and regulations to open the services sector;
4. The government needs to enhance knowledge sharing and transparency by establishing websites that would provide information on government regulations and updates;

5. Relevant agencies or businesses could provide education and training programs to develop the workforce, their soft skills, and the technologies for MSMEs; and,
6. The government should assist MSME access to market and financing.

Some projects in this section have also put forward tools and strategies that can help MSMEs participate in GVCs, such as brand development (CTI 12 2016A), IP protection and valuation (CTI 14 2016A; CTI 15 2016A; and, CTI 33 2017A), and business continuity or succession planning (CTI 31 2016A), among others. In addition, sector-specific strategies have also been put forward, such as the APEC Regional Automotive Supplier Excellence Programme (RASEP) framework to enhance automotive MSMEs' capability to integrate in GVCs (CTI 31 2016A), strategies for enhancing participation in GVCs in services, such as logistics (CTI 11 2017T), tourism (CTI 20 2017A), software services, and animation and digital content (CTI 22 2017A).

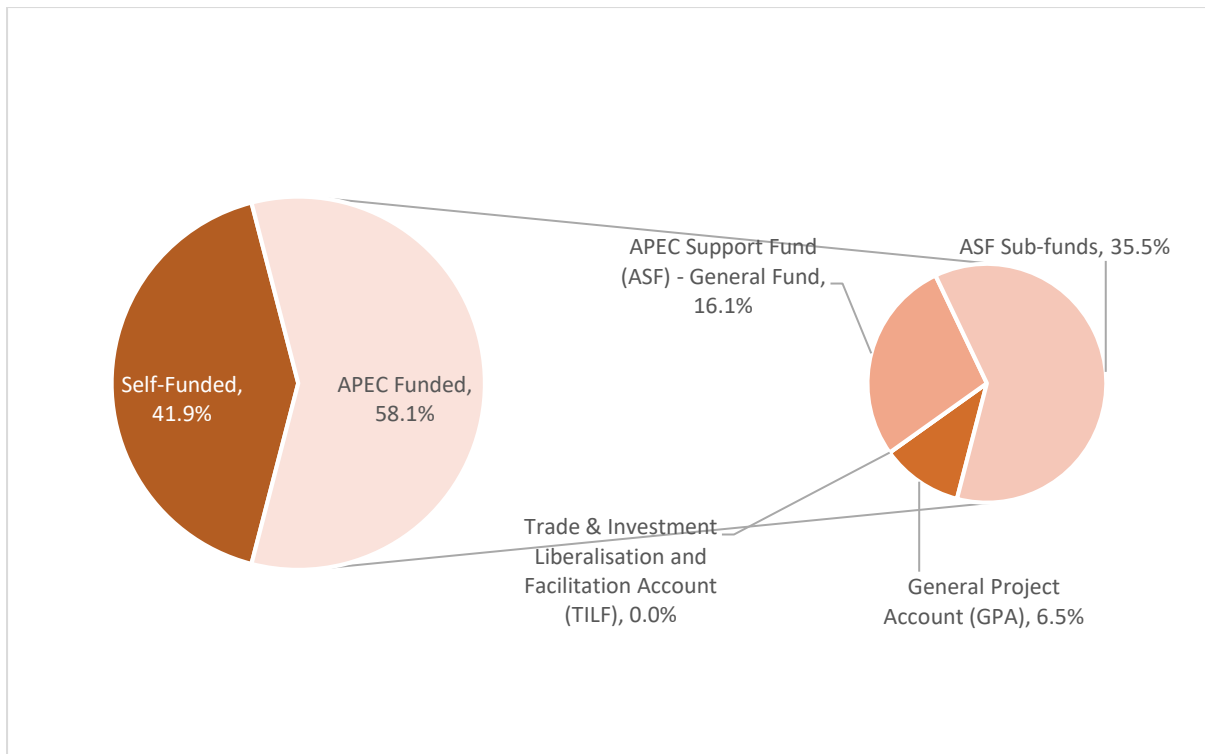
#### *2.2.2.5 Women-led MSMEs (PA8)*

PA8, that addresses issues affecting women-led MSMEs, generated the third highest number of BAA projects. A total of 31 PA8 projects, or 21.7 percent of total BAA projects, were reported (see **Appendix 9** for a complete profile). As of 20 August 2021, 22 projects (71.0%) have already been completed. **Figure 20** shows that 58.1 percent of PA8 projects are funded by APEC, while 41.9 percent are self-funded.

In addition, PA8 projects received an average of USD104,604 per project that contributed 66.0 percent of PA8 projects' average total value. On the one hand, a total of eight economies benefited from APEC's funding support, particularly Malaysia (100.0%), the Philippines (93.6%), Chile (84.1%), Indonesia (82.8%), Viet Nam (81.5%), Korea (61.0%), the United States (39.7%), and Chinese Taipei (36.7%). Meanwhile, the only PA8 project with multiple proponents (SME 08 2018A) received USD119,000 and this contributed to 74.8 percent of project costs.

On the other hand, self-funded PA8 projects typically spent only USD90,142 per project – the lowest cost among all PAs. From among the economies that had self-funded PA8 projects, Chile spent the most at USD122,750 per project, which is 36.2 percent higher than what all economies spent on average. Chile is followed by Australia that spent an average of USD107,410 per project. It is also worth noting that New Zealand spent USD105,700 on its sole self-funded PA8 project (EC-PPWE 01 2018S). Australia and New Zealand's self-funding can suggest that projects related to women-led MSMEs are important for Oceania. Meanwhile, the highest average APEC funding from among the APEC fora came from the SMEWG (USD117,044 per project), followed by the PPWE that released USD92,164 per project.

Figure 20 Distribution of PA8 projects by funding source



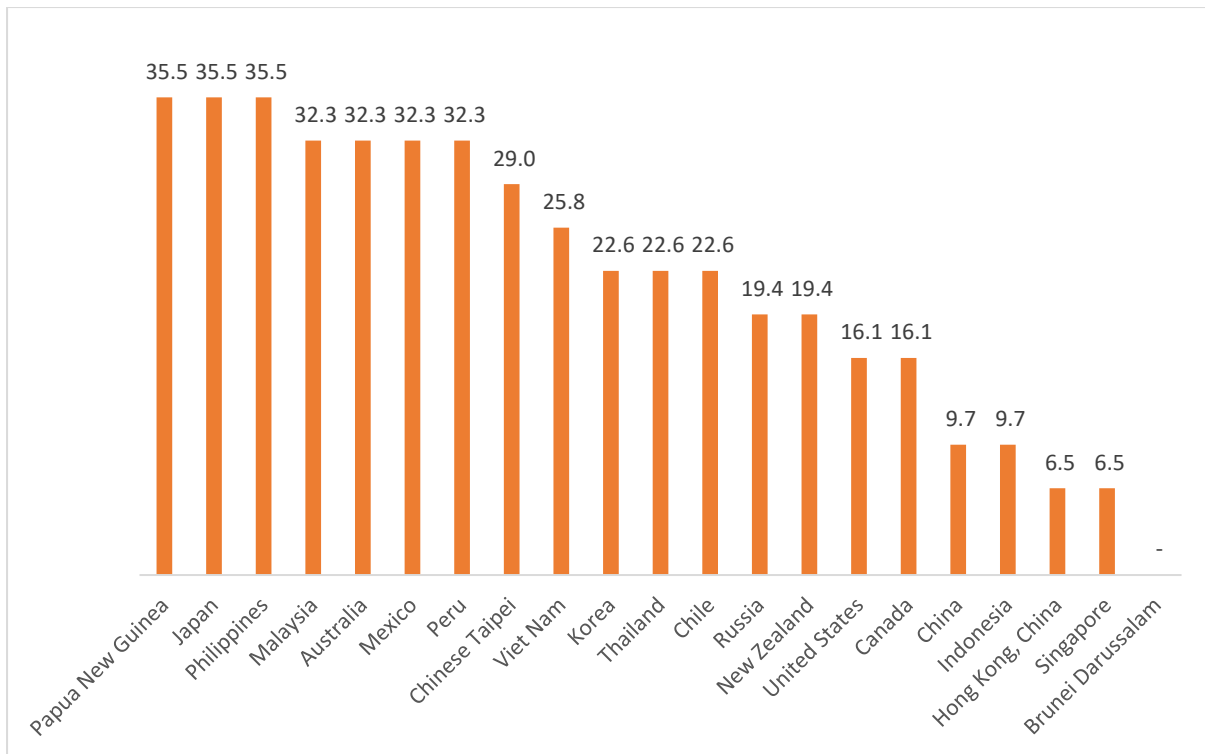
Source: Authors' calculation based on the project database

All PA8 projects, except for one, have a singular proponent. The only PA8 project with multiple proponents was jointly led by Russia and Chinese Taipei. This was the project titled as “APEC Financing Opportunities Fair for Women-led MSMEs” (SME 08 2018A). The lack of collaborative projects in PA8 is a missed opportunity for APEC since women-led MSMEs comprise around 36.5 percent of MSMEs and account for 57.9 percent of the MSME finance gap in East Asia and the Pacific as of October 2018.<sup>21</sup>

From among the singularly proposed projects, Viet Nam, with five projects (16.7%), is the most active economy. Viet Nam is followed by Australia (13.3%), Chile (13.3%), and Chinese Taipei (13.3%). Meanwhile, **Figure 21** shows that all economies, except for Brunei Darussalam, supported at least one PA8 project. The most supportive economies are Papua New Guinea, Japan, and the Philippines that supported 35.5 percent of PA8 projects. These economies are followed by Australia, Malaysia, Mexico, and Peru that supported 32.3 percent of PA8 projects each. Interestingly, Chinese Taipei only supported 29.0 percent of PA8 projects, which departs from their usually high-ranking support of projects in any other PA.

<sup>21</sup> Based on the statistics available at the SME Finance Forum. Women-led MSMEs are defined as an enterprise that is either: (1) at least 50.0 percent female-owned; or, (2) sole proprietorships that are female-owned and/or with female participation in ownership and management (top manager). For more on the MSME finance gap, see: <https://www.smefinanceforum.org/data-sites/msme-finance-gap> (accessed 13 July 2021)

Figure 21 PA8 projects supported by APEC economies (% share to total PA8 projects)

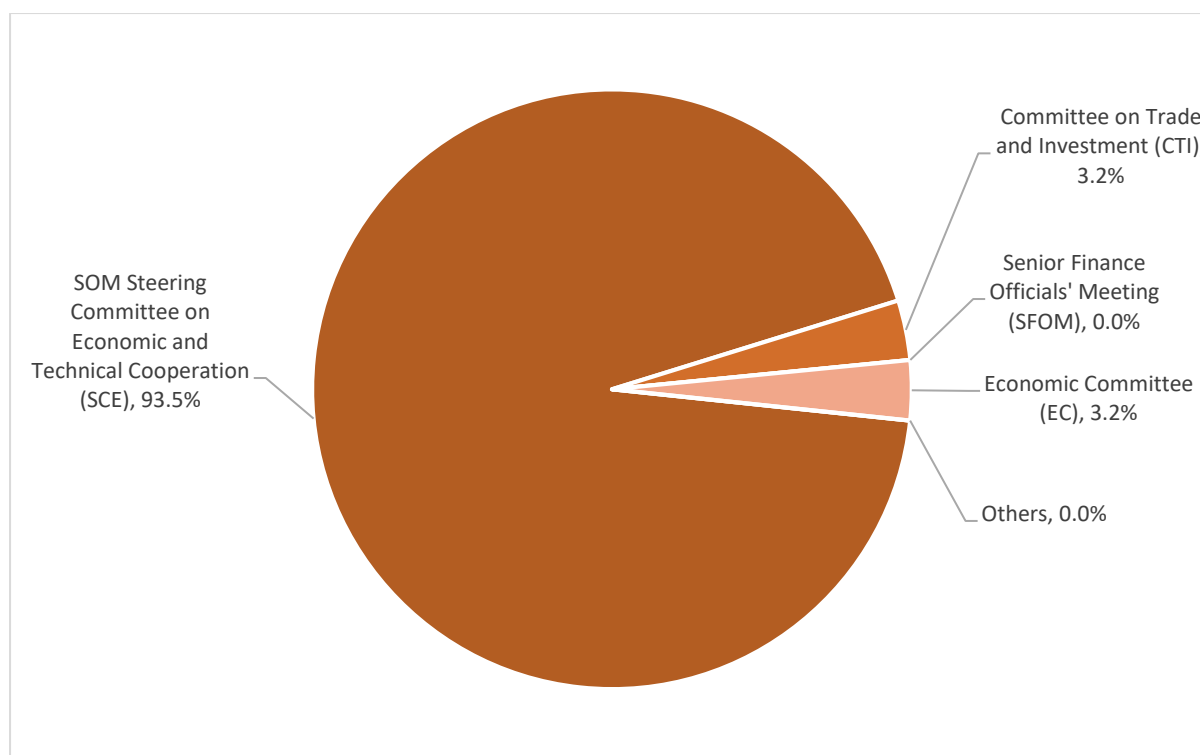


Source: Authors' calculation based on the project database

**Figure 22** shows that PA8 projects are largely sponsored by the SCE (93.5%). In fact, the distribution is concentrated on just the PPWE (48.4%) and the SMEWG (45.2%). The other sponsoring fora is the IEG.

Also, PA8 projects typically last for a year (349 days if self-funded; 369 days if APEC-funded), but there are projects that go beyond a year, such as: Australia's self-funded PA8 projects that lasted for around 576 days, on average; and, Chinese Taipei's APEC-funded PA8 project that was implemented for 478 days. Incidentally, the only PA8 project with multiple proponents (SME 08 2018A) took 426 days to complete.

Figure 22 Distribution of PA8 projects by sponsoring APEC forum



Source: Authors' calculation based on the project database

The projects identified in this section raised the following issues relevant to women-led MSMEs:

1. There is a need for a set of enabling conditions in order for women-led MSMEs to flourish (PPWE 02 2016A, APEC 2017). These include having an appropriate government policy framework, easy access to information, adequate financial support, a wide network of business partners, and the promotion and continuous visibility of women-led MSMEs. The projects found that there are instances where these conditions are satisfied and the best cases show that, under such conditions, women in business are able to take advantage;
2. One of the learnings that was raised is the need for women to support each other. It was raised in one of the projects that one of the major constraints for women to participate in business is the constraints placed by one's self and family, the business organization, and the sector or industry. It was recommended that women in Inclusive Business (IB) should take the lead in creating and implementing in-house programs that will prepare, train, and integrate other women at the base of the pyramid (BoP) in business organizations' value chains, which would at least alleviate the effects of the strong constraints or challenges faced by the women in BoP and would provide them the window of opportunity to expand their livelihood and engage in sustainable enterprise; and,
3. PPWE 02 2016A pointed out that "women are provided with little support by concerned institutions, when taken distinctly and separately." Hence, institutions, especially the government that have the mandate, products, and services, should provide support to

women in IB and must purposively expand their support as they are expected to very strongly contribute to the creation of the various aspects of the enabling conditions for the sustainability of IB.

In addition, the following are some suggestions identified by the PA8 projects related to supporting women-led MSMEs (and women in IB):

1. Promote education and capacity building on e-commerce and ICT for social entrepreneurship, including sharing information, experiences, best practices and business opportunities through workshops, trainings, dialogues, network events, and roadshows, among others;
2. Develop the APEC Business Intelligence System (database updated annually in multiple languages);
3. Implement and hasten current APEC initiatives related to MSMEs and women-led MSMEs in e-commerce; and,
4. Support women-led MSMEs and women in IB through promoting knowledge dissemination on issues relevant to women, such as gender-responsive IB models, sources of funding for women, incentives for women in IB, training programs, and legal services support. Campaigns that would encourage more women to go into entrepreneurship are also important.

Aside from these projects that directly support women-led MSMEs, there are also projects that are indirectly supporting women-led MSMEs by enhancing the capacity of the supporting organizations to provide better services to women and to address the new challenges posed by COVID-19 (SME 03 2020S and SME 04 2020S). These projects target the Trade Promotion Organizations (TPOs) which directly engage with female entrepreneurs and women-led MSMEs as part of their mandate. Some of the issues that the officials from the TPOs are exposed to would include:

1. The structural and attitudinal barriers faced by women in trade, including market access;
2. Case studies and policy approaches from APEC economies highlighting success stories and “lessons learned”; and,
3. The disproportionate impact of COVID-19 on women, especially those employed in MSMEs and the informal economy.

### **2.3 Achievements of BAA Projects**

One of the most common objectives among the projects conducted in APEC is the transfer of knowledge and learning from the best practices of other economies. One of the means of transferring knowledge is documenting and presenting learnings, publications, and other similar materials that can be used as references by policymakers and other similar stakeholders not only in APEC but also beyond. **Box 3** presents a non-exhaustive list of publications that were products of APEC BAA projects.

### Box 3 Publications from BAA Projects

Examples of BAA publications include the following:

- a. [CTI 33 2017]: Guidelines on the Best Licensing Practices of Collective Management Organizations to MSMEs

- b. [PPWE 02 2016A]: Women's Entrepreneurship & ICT in APEC

This online platform (<http://we-ict.org>) is a platform managed by the Asia Pacific Women's Information Network, which provides women entrepreneurs from APEC regions a platform where they can upload their business ideas, receive input/advice from expert business consultants, and connect with other like-minded women from around the world.

- c. [APEC#217-PP-01.3]: Women as prime movers of inclusive business

This APEC publication looks into the broader aspect of inclusive business both in theory and in practice, and its effects on women's economic empowerment through a survey, documentary reviews, and a seminar-workshop to compile success stories and best endeavors of APEC member economies. This publication has been accessed for more than 8,000 times as of August 2020.

- d. [APEC#219-PP-01.7]: Advancing women's economic empowerment through data

This APEC report shares the best practices and recommendations on gender data production, collection, and dissemination among APEC economies. Additionally, this document raised awareness on the importance of disaggregating data by sex, as well as collecting and disseminating gender data periodically in the region. As of August 2020, this document has been accessed 1,300 times.

- e. Guidebook on SME Embracing Digital transformation

This guidebook provides the latest developments of the digital economy in APEC, and offers in-depth analysis on key factors of the SMEs' digital transformation through public-private collaboration. It looks at issues related to strategies for enterprise digitalization, digital experiences of customers, and digital business models.

Source: Authors' compilation

Based on a review of the accomplishment reports of projects in the APEC Projects Database,<sup>22</sup> around 95 workshops/events have been held related to the BAA, with some projects exceeding the 71 planned workshops and events that would be conducted by their project (**Table 3**). This resulted to an average accomplishment rate<sup>23</sup> of 122.0 percent.

In terms of participants, around 3,978 people (48.0% female and 52.0% male) have participated in the BAA projects. Despite a lower proportion for females, the projects reported an average achievement rate of 124.0 percent in terms of meeting the number of female participants in the workshops/events, while for the males, the average accomplishment rate is 104.0 percent. This represents a 110.0 percent average accomplishment rate for participants.

<sup>22</sup> Around 36 PCRs were reviewed as of January 2021. A number of self-funded projects have no PCR following the reporting format suggested by the APEC Secretariat. This prevented the researchers from incorporating indicators of their outputs into the database.

<sup>23</sup> The average accomplishment rate is computed by first calculating the individual accomplishment rates of each project, and then averaging all the resulting percentages. Thus, dividing total actual by total planned will not necessarily equate to the average accomplishment rates.

Table 3 Indicators of output of selected BAA projects

Indicator (Number of)	Planned	Actual	Average Accomplishment Rate (%)
Workshops / Events	71	95	122
Participants	2,221	3,978	110
Male	1,180	2,074	104
Female	1,041	1,904	120
Economies Attending	489	424	92
Speakers Engaged	329	544	148
Other Organizations Engaged	385	505	136
Publications Distributed	767	773	133
Recommendations Agreed Upon	48	110	222

Source: Authors' calculation based on the project database

Note: The average accomplishment rate is computed by first calculating the individual accomplishment rates of each project, and then averaging all the resulting percentages. Thus, dividing total actual by total planned will not equate to the average accomplishment rates provided in this table.

On the number of economies attending, it can be surmised that there are some projects that were not able to meet their targets. The total planned number of economies attending the workshops/events is about 489 while the actual is 424 economies only. This translates to a 92.0 percent average accomplishment rate. The most common explanation mentioned in the PCR is related to the inability to travel for some of the participants.

Moreover, the projects have distributed a total of 773 publications during the workshops/events conducted. This is significantly higher than the planned number of publications to be distributed. On average, the accomplishment rate is around 133.0 percent. Also, some of the publications that were distributed include the report on surveys or materials by the speakers and the presenters.

Meanwhile, there are 110 recommendations in total agreed upon by the projects. This represents a 222.0 percent average accomplishment rate. The recommendations have been compiled in the final report of the projects – some of which have become APEC publications.

Some of the PCRs included detailed results of the participant survey conducted to assess the workshop/event's impact on them. The participants were asked to rate their knowledge of the topic before and after the workshop. On average, there is an observable trend of participants rating themselves higher in terms of know-how after the workshop. The scores reveal that participants' know-how typically increase by one level (e.g., low to medium, or medium to high).

### 3. Discussion of Findings

This final review finds that the APEC member economies have actively supported the BAA by proposing and implementing 279 BAA projects and initiatives, of which 143 are BAA projects whereas 136 are BAA initiatives. The member economies not only implemented year-long projects, at times even longer, but also contributed financial resources through self-funded projects (42.4% of the USD29,581,367 invested into BAA projects). By involving several member economies in the project activities (e.g., workshops, conferences, and surveys), knowledge on the best practices of the economies was shared. The projects reported that their objectives have been met and targets are often surpassed. There are a number of project



documents that have become APEC publications and some have even been cited in media publications of the member economies.

However, data on the projects implemented showed that there are PAs that seem to be relatively more supported than others. These would be PA6 (digital economy), PA7 (institutional support), and PA5 (financing). Interestingly, the ranking of PAs changes if the analysis focuses only on initiatives and only on projects. On the former, the top three includes PA5 (financing), PA6 (digital economy), and PAs 1-4 (trade facilitation), whereas on the latter, the top three includes PA7 (institutional support), PA6 (digital economy), and PA8 (women-led MSMEs). Only PA6 is consistently ranked among the top three PAs.

It is also worth noting that over time, the number of new BAA projects supporting PA6 (digital economy) and PA8 (women-led MSMEs) have been increasing. This may indicate that member economies are recognizing the need to support issues related to these matters. Meanwhile, TF projects (PAs 1-4) have relatively few BAA projects implemented, which suggests that there may be room to continue implementing projects that would strengthen the support for PAs 1-4. Nonetheless, this does not mean that the issues related to PAs 7, 8, and 6 have already been thoroughly explored.

It is meaningful also to look at the economies that are actively involved or supportive of certain BAA projects. For instance, Section 2.2.2.2 showed that the United States was not only the most active proposing economy for PA5 projects but was also the largest average spender for co-funding on PA5 projects, which may suggest that they are highly interested in financing-related projects. Another example can be drawn from Section 2.2.2.4 that showed one of Brunei Darussalam's supported BAA projects, particularly CTI 26 2016T, and Canada and China's relatively higher spending on self-funded PA7 projects compared to other economies, which may suggest that these economies find institutional support for MSMEs important. These patterns may be an indication of the priorities of these economies.

There are lessons from the projects that are relatively new, which may need to be supported further as indicated by the PCRs. This would also include sector specific recommendations, such as supporting MSME participation in services GVCs, strengthening the resilience of GVCs, and the use of new products and technologies. Some of these lessons are more relevant now for MSMEs as they would face new challenges in the light of the COVID-19 pandemic.

However, without specifically looking at the impact to each economy, it would be difficult to provide a conclusive statement on the impact of the BAA to the development of MSMEs in each of the member economies. Nonetheless, the data from APEC projects show that there is no shortage in the projects and initiatives implemented in support of the BAA, especially for certain PAs (as shown in Chapter 2). The projects have often received positive reviews and the knowledge sharing and networking activities have been cited as a major contribution of these projects. Some projects were also able to translate their final reports into APEC publications that can be used as references by policymakers in APEC economies.

Certain projects carry their initiatives beyond a single year resulting to a string of projects over a period of years building on the results and findings of the previous project. Examples would include the O2O initiative that involved four projects from 2015 to 2018. Initiatives involving these types of projects are able to sustain the lessons and findings from the participants because of the continuity of the projects. It is important that such a mechanism is fully supported in APEC to ensure that projects are building on the accomplishments of previous projects.

It is also worth noting that while APEC economies have fully supported the proposed projects (see **Figure 2**) and have strongly contributed speakers and participants in the workshops of multiple projects (see **Table 3**), it remains important for APEC to foster more collaboration. With only 7.7 percent of BAA projects having multiple proponents, there is definitely room for more collaboration among economies. Meanwhile, public-private collaboration has been observed with private participants participating alongside public sector representatives. Further, a number of projects have been implemented in collaboration with other APEC committees and sub-groups, and this is expected because of the nature of MSMEs. It is likely that cross-cutting issues have to be addressed in order to support MSMEs' internationalization. The projects implemented under the BAA have also shown that collaboration across economies, APEC fora, and public-private sector-academia can bring out new ideas and fresh perspectives that are helpful to the region.

#### **4. Recommendations**

It is clear from this final review that there are still a number of issues that needs to be addressed for MSMEs.

*First*, APEC should take the role to coordinate APEC economies joint efforts in promoting a favorable regulatory and business environment for MSMEs in GVCs in services, in general, and in logistics, in particular. This would include:

1. Promoting paperless trade, e-trade, and connectivity and broadband infrastructure improvement;
2. Encouraging fair competition;
3. Scoping out all services and assist liberalization; and,
4. Focusing on areas, such as transportation and border clearance.

*Second*, promoting MSMEs' integration by providing capacity building support to the member economies. For instance, by preparing e-learning programs and providing skills standards and skill certification programs.

*Third*, assist MSMEs to access the market, available financing options, and customers by providing platforms for logistics and services for MSMEs.

*Fourth*, the perennial problem of limited access to financing for MSMEs may be addressed by supply chain financing and secured transactions reform. PA5 projects have identified the potential of supply chain financing and of secured transactions reform as areas for further research and discussion. It is, therefore, recommended that these topics be further explored with special attention on how these can support MSME internationalization. It is also recommended that further discussion be conducted on establishing a common standard for IP evaluation for APEC economies as IP is a common intangible asset of MSMEs. The potential for IP to serve as a collateral should also be further discussed.

*Fifth*, with regard to cooperation among and negotiation with APEC economies, there may be a need to address the lack of a common definition or standard for the region regarding MSMEs. There is a need to settle the debate on coming up with a regionally-accepted definition of MSMEs (CTI 10 2018A). The critical importance of MSMEs in APEC economies have been brought to the limelight and, thus, it is highly expected that future FTAs will include a chapter addressing the issues of MSMEs. A common definition for the region may be important to support these FTA negotiations.

**Sixth**, there may be a need to promote green, SMART (utilizes SMART factory production), and interconnected MSMEs as MSMEs of the future. New projects on MSMEs (SME 01 2020S, SME 04 2020A, and SME 08 2020A) have shown that these are possible concerns of the future that need to be further explored in succeeding APEC forums.

**Seventh**, the issues surrounding promoting MSME competitiveness in the digital age have not been completely explored, which means that there is still room for APEC to continue collaborating and enhancing the competitiveness of MSMEs in the region through capacity building workshops. ABAC has a critical role in this regard as it is able to serve as the conduit for private sector representatives and the public sector.

**Eighth**, the APEC STAR Database, which was no longer updated after 2016, could be revived since this online and business-friendly tool can provide MSMEs with valuable information.

**Ninth**, APEC could establish a separate APEC Initiatives Database akin to the APEC Project Database. One of the limitations encountered in this final review is the lack of an established database for APEC initiatives (loosely defined as all other initiatives that is not an APEC project). An extensive analysis of other APEC initiatives, like the BAA, can benefit from this APEC Initiatives Database.

## References

- Asia Pacific MSME Trade Coalition (AMTC). 9 Apr 2020. Supporting the small in a pandemic. <http://asiantradecentre.org/talkingtrade/supporting-the-small-in-a-pandemic> (accessed 2 July 2020)
- Asia-Pacific Economic Cooperation (APEC). 24 May 2015. Boracay Action Agenda to Globalize MSMEs: Fostering the participation of APEC MSMEs in regional and global markets. [https://www.apec.org/Meeting-Papers/Sectoral-Ministerial-Meetings/Trade/2015\\_trade/2015\\_mrt\\_standalone.aspx](https://www.apec.org/Meeting-Papers/Sectoral-Ministerial-Meetings/Trade/2015_trade/2015_mrt_standalone.aspx) (accessed 30 June 2020)
- . 2017. APEC women as prime movers of inclusive business. APEC Policy Partnership on Women and the Economy. [https://www.apec.org/-/media/APEC/Publications/2017/12/APEC-Women-as-Prime-Movers-of-Inclusive-Business/217\\_PPWE\\_APEC-Women-as-Prime-Movers-of-Inclusive-Business.pdf](https://www.apec.org/-/media/APEC/Publications/2017/12/APEC-Women-as-Prime-Movers-of-Inclusive-Business/217_PPWE_APEC-Women-as-Prime-Movers-of-Inclusive-Business.pdf) (accessed 31 August 2021)
- . 2018. Results of the Boracay Action Agenda Mid-term review. [http://mddb.apec.org/Documents/2018/SMEWG/DIA/18\\_smewg\\_dia\\_006.pdf](http://mddb.apec.org/Documents/2018/SMEWG/DIA/18_smewg_dia_006.pdf) (accessed 30 June 2020)
- Bartik, A., M. Bertrand, Z. Cullen, E. Glaeser, M. Luca, and C. Stanton. 2020. How are small businesses adjusting to COVID-19? Early evidence from a survey. National Bureau of Economic Research. <https://www.nber.org/papers/w26989.pdf> (accessed 2 July 2020)
- Chile, the Republic of. 2018. Background paper: Women, SMEs, and inclusive growth. Asia-Pacific Economic Cooperation 2018/ISOM/007rev1. [http://mddb.apec.org/Documents/2018/SOM/ISOM/18\\_isom\\_007rev1.pdf](http://mddb.apec.org/Documents/2018/SOM/ISOM/18_isom_007rev1.pdf) (accessed 22 July 2021)
- Chua, A., Y. Garcia, and E. Andal. 2018. The Spaghetti Bowl phenomenon in Free Trade Agreements (FTAs) among APEC economies. *Journal of Global Business and Trade* 14(2): 45-59. [https://papers.ssrn.com/sol3/papers.cfm?abstract\\_id=3389741](https://papers.ssrn.com/sol3/papers.cfm?abstract_id=3389741) (accessed 11 February 2021)
- Dua, A., K. Ellingrud, D. Mahajan, and J. Silberg. 18 Jun 2020. Which small businesses are most vulnerable to COVID-19 – and when. McKinsey and Company. <https://www.mckinsey.com/featured-insights/americas/which-small-businesses-are-most-vulnerable-to-covid-19-and-when?cid=other-eml-alt-mip-mck&hlkid=7499140e9ccc43c9a2c06c6fc7cc5a35&hctky=11568564&hdpid=a4997f62-946f-47c1-b9fc-47a6c68dd16a#> (accessed 1 July 2020)
- Hernando, R. 2021. Uneven recovery, unequal impact. APEC Regional Trends Analysis February 2021 Update. <https://www.apec.org/Publications/2021/02/APEC%20Regional%20Trends%20Analysis%20February%202021%20Update> (accessed 13 July 2021)

- Hernando, R. and E. San Andres. Apr 2020. APEC in the epicentre of COVID-19. APEC Policy Support Unit Policy Brief No. 31.  
<https://www.apec.org/Publications/2020/04/APEC-in-the-Epicentre-of-COVID-19>  
 (accessed 2 July 2020)
- Hredzak, T. 2020. Overview of the SME sector in the APEC region: Key issues on market access and internationalization. APEC Policy Support Unit.  
<https://www.apec.org/Publications/2020/04/Overview-of-the-SME-Sector-in-the-APEC-Region> (accessed 30 June 2020)
- Karr, J., K. Loh, and A. Wirjo. 2020. Supporting MSMEs' digitalization amid COVID-19. APEC Policy Support Unit Policy Brief No. 35.  
<https://www.apec.org/Publications/2020/07/Supporting-MSMEs-Digitalization-Amid-COVID-19> (accessed 13 July 2021)
- Li, X., B. Meng, and Z. Wang. 2019. Recent patterns of global production and GVC participation. In *Global Value Chain Development Report 2019: Technological Innovation, Supply Chain Trade, and Workers in a Globalized World*. Geneva, Switzerland: World Trade Organization.  
<http://documents.worldbank.org/curated/en/384161555079173489/pdf/Global-Value-Chain-Development-Report-2019-Technological-Innovation-Supply-Chain-Trade-and-Workers-in-a-Globalized-World.pdf> (accessed 30 June 2020)
- Lindsay, A., N. Jain, D. Mahajan, M. Maxwell, and A. Pandher. 29 May 2020. Tracking US small and medium-sized business sentiment during COVID-19. McKinsey & Company. <https://www.mckinsey.com/industries/financial-services/our-insights/tracking-us-small-and-medium-sized-business-sentiment-during-covid-19>  
 (accessed 2 July 2020)
- Pasadilla, G., A. Wirjo, and J. Liu. 2017. Promoting e-commerce to globalize MSMEs. APEC Policy Support Unit. <https://www.apec.org/Publications/2017/11/Promoting-E-commerce-to-Globalize-MSMEs> (accessed 30 June 2020)
- Quimba, F. and S., Jr. Calizo. 2019. Determinants of e-commerce adoption of Philippine businesses. PIDS Discussion Paper Series No. 2019-24.  
<https://pidswebs.pids.gov.ph/CDN/PUBLICATIONS/pidsdps1924.pdf> (accessed 30 June 2020)
- Quimba, F., M. Rosellon, and S., Jr. Calizo. 2020. Digital divide and the platform economy: Looking for the connection from the Asian experience. PIDS Discussion Paper Series No. 2020-30. <https://www.pids.gov.ph/publications/7155> (accessed 11 February 2021)
- Quimba, F., S., Jr. Calizo, J. Carlos, and J. Albert. 2021. How ready are we? Measuring the Philippines' readiness for digital trade integration with the Asia-Pacific. PIDS

Discussion Paper Series No. 2021-17.

<https://pidswebs.pids.gov.ph/CDN/PUBLICATIONS/pidsdps2117.pdf> (accessed 13 July 2021)

Sta Maria, R. 7 Apr 2020. Aid for small business in the APEC region during COVID-19. Asia-Pacific Economic Cooperation.

[https://www.apec.org/Press/Blogs/2020/0407\\_SME](https://www.apec.org/Press/Blogs/2020/0407_SME) (accessed 2 July 2020)

Urata, S. and Y. Baek. 2020. The determinants of participation in global value chains: A cross-country, firm-level analysis. ADBI Working Paper Series No. 1116.

<https://www.adb.org/sites/default/files/publication/579771/adbi-wp1116.pdf> (accessed 30 June 2020)

World Trade Organization (WTO). 3 Jun 2020. Helping MSMEs navigate the COVID-19 crisis. [https://www.wto.org/english/tratop\\_e/covid19\\_e/msmes\\_report\\_e.pdf](https://www.wto.org/english/tratop_e/covid19_e/msmes_report_e.pdf)

(accessed 2 July 2020)

Yuhua, Z. and A. Bayhaqi. 2013. SME's participation in global production chains. APEC

Policy Support Unit. <https://www.apec.org/Publications/2013/03/SMEs-Participation-in-Global-Production-Chains> (accessed 30 June 2020)

## Appendix

### Appendix 1 BAA priority actions and sub-agenda items

Priority Action / Sub-Agenda	Description
<b>A. Trade Facilitation (TF)</b>	
1	Facilitate the access of MSMEs to Free Trade Agreements (FTAs) or Regional Trade Agreements (RTAs) by simplifying and streamlining Rules of Origin (ROO) procedural and documentary requirements and harnessing Information Technology (IT) to ease documentation and procedures.
1.a	APEC will encourage the following policy options: (i) For Certificate of Origin (CO)-based systems, where relevant, APEC economies when reviewing or negotiating their RTAs/FTAs may consider a commercially-significant threshold value for the waiver of COs. (ii) Encourage the adoption of the self-certification system for ROO as a best practice in trade facilitation and participation in the APEC Pathfinder for Self-Certification of Origin.
1.b	APEC will promote greater use of IT and automated systems to increase the efficiency of complying with RTA/FTA-related requirements, including encouraging more active participation of member economies in the implementation of the Electronic Certificate of Origin (eCO) Project led by the Electronic Commerce Steering Group (ECSG).
2	Streamline customs-related rules and regulations and assist in the compliance of MSMEs.
2.a	APEC will encourage the establishment of commercially useful de minimis values that will exempt low-value express and postal shipments from customs duties and from certain entry documentation requirements, in accordance with economies' legislation.
2.b	APEC will encourage the removal of the requirement for the Certificate of Non Manipulation (CNM) for transshipped goods and consider the use of other existing commercial documents as evidence of non-manipulation, or making the issuance of CNMs more expeditious.
3	Provide timely and accurate information on export and import procedures and requirements.
3.a	APEC will enhance information sharing and transparency, through the development of guidebooks on doing business in sectors where MSME are most concentrated, as well as strengthen and promote the usage of trade information portals on goods and services trade [e.g., APEC Trade Repository proposal, APEC Services Trade Access Requirements (STAR) Database, etc.].
3.b	APEC will encourage the review of import licensing requirements and administration, with a view to increasing their transparency and predictability acknowledging that such import licensing requirements are particularly burdensome for MSMEs.
3.c	APEC will intensify information exchange on food packaging and labeling requirements, and undertake regular stocktake initiatives and capacity building for the compliance of MSMEs.
4	Widen the base of Authorized Economic Operators (AEO) and Trusted Trader Programs (TTP) to include MSMEs in order for them to contribute to security, integrity, and resiliency in supply chains.
4.a	APEC will further advance the formulation of best practice guidelines for the development and enhancement of AEO and TTP programs, and work towards forming an APEC-wide network of AEOs/TTPs.
4.b	APEC will continue to carry out capacity building on AEO and TTP, including increasing SMEs' awareness and understanding of and compliance with AEO/TTP requirements.
<b>B. Financing</b>	
5	Support measures to widen options on financing for MSMEs and further develop the infrastructure to facilitate lending to them.
5.a	APEC to promote inclusive finance mechanisms with focus on broad-based financial products and services, such as equity finance, venture capital mechanisms, trade and supply chain finance, and business risk protection, including increasing resilience against crises, such as financial crises, natural disasters, and economic instability.

5.b	APEC to cooperate in developing efficient and effective infrastructure for credit information and secured transactions/movable collateral system to realize the seamless MSME financing environment throughout the APEC economies to strengthen global value chain.
5.c	APEC will promote innovative and diversified financing options to meet the needs of MSME at different stages of growth, particularly financing early-stage investment, including through taking into account not only financial data but their own business model strategies (e.g., growth potential, anticipated earnings to assess individual companies' creditworthiness, etc.).
5.d	APEC will enhance cooperation among financial institutions and promote designated loans for MSMEs in supporting sectors of export interest to MSMEs.
<b>C. Digital Economy</b>	
6	Expand internationalization opportunities for micro and small enterprises providing goods and services through Information and Communications Technology (ICT) and e-commerce.
6.a	APEC will cooperate with the APEC Business Advisory Council (ABAC) in identifying and promoting strategic e-commerce platforms and innovative business models for micro and small enterprises to support buying and selling activities [i.e., Business to Consumer (B2C)], business matching opportunities [i.e., Business to Business (B2B)], and Online-to-Offline Commerce (O2O).
6.b	APEC will implement capacity building in order to promote international networking and to increase cross-border business opportunities for MSMEs by localizing/customizing ABAC's Cross-Border E-Commerce Training (CBET) Programme and other similar platforms.
6.c	APEC will encourage the availability of next-generation high-speed broadband/internet and promote its widespread uptake and effective use by MSMEs.
6.d	APEC will identify and promote policies and regulatory frameworks for creating conducive environment for e-commerce and address unnecessary regulations that constrain the ability of MSMEs to participate in e-commerce.
<b>D. Institutional Support</b>	
7	Strengthen institutional support for MSMEs.
7.a	APEC will foster clustering of MSMEs, including through cooperatives, to gain economies of scale in both product and export markets.
7.b	APEC will exchange best practices in data collection of MSME statistics and build economies' capacity to identify their contribution to growth, trade, and employment.
7.c	APEC will build a regional network of MSME innovators and accelerators [e.g., internship consortium, APEC SME Service Alliance (ASSA), innovation centers, supply chain institutes, women and youth networks, etc.] as part of an ecosystem which supports enterprise creation and increases the innovation capabilities of MSMEs.
7.d	APEC will promote wider linkage between small and large enterprises in pursuing greater MSME participation in regional and global value chains.
7.e	APEC will foster MSME Business Continuity Planning (BCP) and implementation to build sustainable and resilient businesses and communities.
7.f	APEC will support the establishment of the APEC SME database on innovative best practices, such as those best practices published at the APEC Small and Medium Enterprise Technology Conference and Fair (SMETC).
<b>E. Women-led MSMEs</b>	
8	Strengthen focus on MSMEs led by women.
8.a	APEC will foster the use of gender-disaggregated data in measuring the economic and social impacts on MSMEs.
8.b	APEC will promote an understanding of the divergent constraints faced by male and female-led MSMEs.
8.c	APEC will encourage exchange of best practices on women-friendly interfaces with customs and other border authorities.
<b>F. Common Goal</b>	
APEC will grow dynamic, global MSMEs by widening and deepening their involvement in international markets and global value chains, thus harnessing their full potential to innovate and drive economic growth and prosperity. To this end, APEC will identify indicators in order to track the region's progress and the progress of individual members and seek future actions to enable MSMEs in the region to "go global."	

Source: APEC (2015)



Appendix 2 List of APEC initiatives relevant to the BAA from 2015-2020 (as of 03 November 2020)

<b>Project Title</b>	<b>Sponsoring Forum</b>	<b>Completion</b>
1st APFF Data Ecosystem Conference: Creating an Enabling Data Ecosystem for Inclusive and Efficient Financial Services in APEC, Singapore	ABAC & APFF	2018
2016 APEC Business Ethics for SMEs Forum: Facilitating Trans-Pacific Collaboration for Small and Medium Enterprises	SMEWG	2016
2019 APEC SME Business Forum-Innovation, Cooperating for Development	SMEWG	2019
2nd APFF Data Ecosystem Conference: Building an Asia-Pacific Data Regime for Financial Services: Challenges and Prospects, Washington DC, USA	ABAC & APFF	2018
3rd Asia-Pacific Financial Forum (APFF) Data Ecosystem Conference: Developing Data Protection Legislation and Regulatory Structures, Beijing, China	ABAC & APFF	2019
ABAC Women Connect	ABAC	Ongoing
ABAC-APFF-APFIF Video-Conference on Inclusive Digital KYC	No data	2020
ABAC-APFF-APFIF Video-Conference on Inclusive Financial Innovation for the Financially Unserved and Underserved	No data	2020
ABAC-APFF-EPAA Video-Conference on Inclusive Open Banking	ABAC & APFF	2020
Analysis of Perspectives and Barriers for Effective Implementation of Public E-services	EC	No data
APEC Collaborative Framework for ODR of Cross-Border B2B Disputes and Model Procedural Rules	EC	2019
APEC Cross Border Privacy Rules System Implementation and Administration Assistance Project	ECSG	2017
APEC Cross-Border E-Commerce Facilitation Framework	ECSG	2017
APEC Cross-Border Privacy Rules (CBPR) system	ECSG	2017
APEC Customs Business Dialogue 2016 on “Trade Facilitation and Globalization of MSMEs in the Asia Pacific Region”	SCCP	2016
APEC Economic Policy Report 2019: Structural Reform and the Digital Economy (Study)	EC/PSU	2019
APEC e-Government Research Center - Extension	TELWG	Ongoing
APEC Financial Inclusion Capacity Building Package - Synthesis Report (Study)	SFOM/PSU	2019
APEC Good Registration Management Regulatory Science Center of Excellence Workshop	LSIF	Ongoing
APEC Medical Devices Regulatory Science Center of Excellence Pilot Workshop	LSIF	Ongoing
APEC Model Wine Certificate	SCSC	2017
APEC Privacy Framework	ECSG	2017
APEC Privacy Recognition for Processors (PRP) System	CTI	2017
APEC Privacy Recognition for Processors (PRP) System	ECSG	2017
APEC Services Competitiveness Roadmap (ASCR)	GOS	Ongoing
APEC Services Trade Access Requirements (STAR) Database - Phase IV	GOS	2017
APEC Strategic Blueprint for Promoting Global Value Chains 2020-2025	No data	Ongoing
APEC Strategy on Green, Sustainable, and Innovative MSMEs	SMEWG	Ongoing
APEC Trade Repository	SMEWG	2017
APEC Workshop on Implementing the APEC ODR Collaborative Framework	SELI	Ongoing
APEC Workshop on Import Licenses	CTI	2016
APEC’s Ease of Doing Business (EoDB) initiative (Assessment)	EC/PSU	2017-2019
APFF Conference on ASEAN MSME in the Digital Era: Challenges and Opportunities, Bangkok, Thailand	ABAC & APFF	2019
APFF Fintech Seminar: Enabling Innovative Finance for MSMEs in the Digital Economy, Santiago, Chile	ABAC & APFF	2019

APFF Seminar on Financial Inclusion Driven by Digitalization Trade and Supply Chain, Bangkok, Thailand	ABAC & APFF	2019
APFF Seminar on Sustainably Financing SMEs in the 21st Century, Tokyo, Japan	ABAC & APFF	2019
APFF Trade and Supply Chain Finance (2018) Workshop: “Tapping into Digital Technologies to Facilitate Trade and Supply Chain Finance,” Singapore	ABAC & APFF	2018
APFF Trade and Supply Chain Finance (2019) Workshop: “Driving Digitisation of Trade and Supply Chain Finance in the Asia Pacific Region”, Singapore	ABAC & APFF	2019
APFF Video-Conference on Accelerating Post-COVID Recovery of MSMEs	ABAC & APFF	2020
APFF Warehouse Finance and Collateral Management Conference, Qingdao, China	(FIDN)	2019
APFF Workshop on Credit Information Sharing in the Philippines: Growth and Development in an Emerging Regional Data Ecosystem, Manila, Philippines	ABAC & APFF	2018
APFF Workshop: What should Digital Trade Transformation practically cover? Bangkok, Thailand	ABAC & APFF	2019
APFF/FIDN Workshop on Credit Information Sharing in Brunei: Challenges and Prospects, Bandar Seri Begawan	ABAC & APFF	2018
APII R&D Test Bed Network Project – Extension	TELWG	Ongoing
Asia-Pacific Financial Inclusion Forum	ABAC	2017
Asia-Pacific Financial Inclusion Forum, Hoi An, Viet Nam	ABAC	2017
Asia-Pacific Financial Inclusion Forum, Tokyo, Japan	ABAC	2016
Asia-Pacific Financial Inclusion Forum, Tokyo, Japan	ABAC	2018
Asia-Pacific Financial Inclusion Forum, Tokyo, Japan	ABAC	2019
Capacity building for MSMEs on the better exploitation of their IP assets, as well as improving public policy to foster innovation within MSMEs	IPEG	2016
Capacity Building on Promoting Access to Finance for MSMEs	ABAC	2017
Chemical Dialogue Customs Proposal	CD	2016
Compendium of Automotive Business Regimes in APEC	AD	2016
Compendium on Methodologies for SMEs Internationalization	CTI & SMEWG	Ongoing
Competition Week held during SOM1, with events on Competition Assessments, Economics of Competition Policy, and Investigative Powers	CPLG	2017
Developing a set of good practice principles on domestic regulations in the services sector	GOS	2018
Development of services data and statistics to measure and support implementation of the Roadmap and improve tracking of services trade and investment more broadly	GOS	Ongoing
Ease of doing Business (EodB) Workshop/Events	EC	Ongoing
Electronic Certificate of Origin (eCO) Pathfinder Project	ECSG	Ongoing
Enhance trade facilitation through the implementation of facilitative measures following the WCO Immediate Release Guideline, including pre-arrival processing, de-minimis, and immediate release upon the arrival of merchandises	SCCP	2016
Expert Roundtable on an APEC Data Ecosystem for Financial Services: Addressing Security and Privacy Challenges to Facilitate Regional Cross-Border Data Flows, Atlanta, USA	ABAC & APFF	2019
Facilitating Trade in Cybersecurity Technologies & Services through Adherence to Globally-Recognized Cybersecurity Standards and Best Practices	SCSC	2019
FIDN Conference: Developing Movable Asset Finance System for Inclusion and Regional Integration, Manila, Philippines	ABAC & APFF	2018
FIDN Conference: International Insolvency Reform, Beijing, China	ABAC & APFF	2018

FIDN Forum: "Conference on Creating Markets and Developing Movable Asset Finance System for Financial Inclusion and Regional Integration", Manila, Philippines	Philippines and IFC	2019
Final Report on the 2016 Information Gathering Exercise on Simplification of Documents and Procedures	MAG	2017
Financial Infrastructure Development Network (FIDN) Conference on Credit Infrastructure	SFOM	2016
Financial Infrastructure Development Network (FIDN) Conference on Financial Infrastructure Reforms	SFOM	2017
Financial Infrastructure Development Network (FIDN) Conference on Strengthening Credit Infrastructure: A Roadmap to MSME Innovation and Digital Finance Towards Greater Financial Inclusion	SFOM	2017
Follow-up to the APEC Non-binding Principles for Domestic Regulation of the Services Sector-Online Shopping Platform Services	GOS	2019
Forum on New Logistics and New Value-Chain Finance – Hangzhou, China	ABAC & APFF	2018
Fourth APFF Supply Chain Finance (SCF) Conference: How to Develop a SCF Market in the Context of Emerging Economies	APFF	2019
Gender-related Constraints Faced by Women-owned SMEs (Policy Brief)	PSU	2016
Globalization, Inclusion, and E-Commerce: APEC Agenda for SMEs (Policy brief)	CTI/PSU	2018
Harmonisation of Standards for the Movement of Data across APEC economies	SMEWG	2016
Identifying Green, Sustainable and Innovative MSMEs in APEC (Policy Brief)	SMEWG/PSU	2018
IEG Workplan for Investment Aspects of Next Generation Trade and Investment Issues	IEG	Ongoing
Iloilo Initiative – APEC MSME Marketplace	SMEWG	Ongoing
Implement a Plan to Increase Transparency for Measures Affecting Exports	MAG	Ongoing
Individual Action Plans(IAPs) under the Renewed APEC Agenda on Structural Reform (RAASR)	EC	Ongoing
Industry Roundtable on Connecting People and Things	TELWG	2016
Industry Roundtable on Digital Start-ups and MSMEs	TELWG	2017
Industry Roundtable on Facilities Sharing and Open Access Regimes within APEC	TELWG	2017
Industry Roundtable on ICT Connectivity	TELWG	2015
Industry Roundtable on ICT Innovation: Smart Cities Experience Sharing	TELWG	2018
Industry Roundtable: Best Practices for Enhancing Citizens' Digital Literacy	TELWG	2018
Innovation for Women and Economic Development	PPWE	2016
Innovation Roundtable on Universal Broadband Access	TELWG	2017
International Symposium on Personal Insolvency Legislation and Business Environment, Beijing, China	ABAC & APFF	2018
International Symposium on Warehouse Finance and Collateral Management, Tianjin, China	ABAC & APFF	2018
MondeB2B initiative to enhance B2B transactional platform	ABAC MSMEEWG	2019
New Era of Growth for APEC SMEs through Online-to-Offline (O2O) Business Models (summit and 2 workshops)	SMEWG	2016
Next Steps on the Implementation of the APEC Trade Repository (APECTR); APECTR entries' update	CTI	2017
Nine Consensus Framework Agreements for Ethical Collaboration in the Biopharmaceutical and Medical Device Sector	SMEWG	Ongoing
Non-Tariff Measures Affecting Small and Medium Enterprises in the Asia-Pacific Region	SMEWG	2017

Online Discussion on Improving the Enabling Environment for Supply Chain Finance in Vietnam	(FIDN)	2020
Promoting Consistent Implementation of the Globally Harmonized Systems for the Classification and Labeling of Chemicals ("GHS")	CD	Ongoing
Promoting E-commerce to Globalize MSMEs (study)	CTI	2017
Public-Private Dialogue: Facilitating MSMEs to Adopt Cross-Border E-Commerce	ECSG	2017
Recommendations for Implementation of Smart Sustainable City (SSC) ICT Infrastructure in the APEC Region	TELWG	2020
Regulatory Roundtable on Public Policies for ICT	TELWG	2016
Regulatory Roundtable: Best Practices for Promoting Universal Broadband Service	TELWG	2018
Regulatory Roundtable: The role of competition policy in fostering infrastructure to bridge the Digital Divide	TELWG	2019
SCSC Work Plan in Support of SMEWG-SCSC Collaboration (2017)	SCSC	Ongoing
SCSC's work in general: In the Thematic Priorities of SCSC's Terms of Reference	SCSC	Ongoing
Secured Transactions and Online Dispute Resolution policy discussion	SELI	2019
Self-Certification system for ROO	MAG	Ongoing
SELI Work Plan for Developing a Cooperative ODR Framework for MSMEs in B2B Transactions and use of modern technology for Dispute Resolution and Electronic Agreement Management	SELI	Ongoing
Seminar on Contract Enforcement in Supply Chain Finance for businesses (including MSMEs)	SELI	2016
Seminar on E-Commerce for Inclusion and Competitiveness	ECSG	2017
Seventh FIDN Conference: Developing a Movable Asset Finance Market in the Philippines and APEC Economies, Manila, Philippines	(FIDN)	2019
Small Business as Part of Big Business Global Value Chains (GVCs), Phase 1 coffee table book and study	ABAC	2018
Small Business as Part of Big Business Global Value Chains (GVCs), Phase 2 study and showcase of best practices	ABAC	Ongoing
Small Cells Deployment	TELWG	2017
SMEs Global Value Chain Network (SG Network), through online and offline Forums	ABAC MSMEEWG	Ongoing
SMEs' Integration into Global Value Chains in Services Industries: Fashion Design	CTI	2018
Strengthening Women's Empowerment and Leadership through Digital Economy and Boosting Economic Growth	PPWE	Ongoing
Study on AEO Best Practices in the APEC Region	SCCP	2016
Supply Chain Connectivity Framework Action Plan Phase II (SCFAP II)	CTI	Ongoing
Supporting MSMEs' Digitalization Amid COVID-19 (Policy Brief)	PSU	2020
Survey of new approaches to rule of origin requirements for chemical products in newly issued FTAs/RTAs	CD	Ongoing
Survey on Implementation of Article 3.6 & 3.8 of the WTO Trade Facilitation Agreement	MAG	2018
Survey on MSME/MSME-related provisions in APEC economies' FTAs/RTAs (survey)	CTI	2019
Survey on Packaging and Labelling Requirements for Pre-Packaged Food Products	SCSC	2016
Symposium on FinTech and Supply Chain Finance, Ho Chi Minh City, Vietnam	ABAC & APFF	2018
The 9th APEC SME Technology Conference and Fair (APEC SMETC)	SMEWG	2016
Update to Survey on Economies E-Commerce-related Approaches, Measures, and Policies	No data	No data
Voluntary Action Plan (VAP) for the alignment of domestic standards with International Standards within APEC economies	SCSC	Ongoing

Work on increasing awareness of and coordination between Customs Requirements for Chemicals	CD	Ongoing
Work Plan for Promoting E-commerce to Globalize MSMEs	CTI	2016
Workshop and Industry Roundtable on The Internet of Things	TELWG	2017
Workshop on Cybersecurity Framework	TELWG	2018
Workshop on Dispute Resolution	SELI	2016
Workshop on Financial Inclusion Policies	SFOM	2016
Workshop on Legal and Regulatory Framework on Data and Analytics Services, Beijing, China	ABAC & APFF	2018
Workshop on Strengthening Economic and Legal Infrastructure and Online Dispute Resolution	SELI	2018

Source: Authors' compilation based on the "Consolidated 2016-2020 Stocktake of Initiatives to Implement the Boracay Action Agenda (as of 03 November 2020)," with initiative statuses as of 03 November 2020

Appendix 3 List of APEC projects relevant to the BAA from 2015-2020 (as of 03 November 2020)

<b>Project Year</b>	<b>Project Number</b>	<b>Project Title</b>	<b>Sponsoring Forum</b>	<b>Completion</b>
2015	CTI 13 2015A	Supporting Micro, Small and Medium-Sized Enterprises (MSMEs) Trade Facilitation through Standardization Activities	SCSC	2017
2015	CTI 16 2015T	Guidebook for SMEs' IP-Business Cycle	IPEG	2017
2015	CTI 18 2015A	Capacity-Building and Awareness Project on Enhancement of Total Environmental Efficiency (Energy/Carbon and Material Efficiency) through MFCA, ISO 14051	SCSC	2016
2015	CTI 19 2015T	Enhancing Resilience of Global Value Chains to Natural Disasters	CTI	2017
2015	PPWE 01 2015A	Successful Cases of Women-Owned Small and Medium Enterprises (SMEs) in Foreign Trade	PPWE	2017
2015	SME 05 2015	Enhancing Micro, Small and Medium-Sized Enterprises (MSMEs) Access to the Digital Economy	SMEWG	2017
2015	SME 06 2015T	APEC Public-Private Dialogue on Identifying and Addressing Difficulties and Challenges that hinder SMEs from taking Trade Benefits and Advantages of RTAs/FTAs in the Region	SMEWG	2017
2015	SME 07 2015	APEC Workshop on Promoting SMEs' Participation in the Food Supply Chain	SMEWG	2016
2015	SME 08 2015T	APEC Seminar on Promoting SME's Integration into Environmental Goods and Services (EGS) Global and Regional Markets	SMEWG	2017
2015	TEL 01 2015A	Facilitating Innovative Economic Development of "Internet + Service Industry"	TELWG	2016
2016	CD 01 2016S	The Globally Harmonised System (GHS) of Classification and Labelling of Chemicals for the Workplace: A Capacity Building Workshop	CD	2016
2016	CTI 03 2016S	Advancing Big Data Applications in Trade	CTI	2016
2016	CTI 04 2016T	Capacity Building on Antibacterial Products and Materials and their	SCSC	2017

		Evaluation Test Method for Modernization of MSMEs in APEC Region		
2016	CTI 12 2016A	Best Practices on Brand Development and IP Protection for Micro, Small and Medium Enterprises (MSMEs)	IPEG	2017
2016	CTI 13 2016A	Promote Cross-border E-Trade under the Framework of Regional Trade Agreements/Free Trade Agreements (RTAs/FTAs) – Based on Best Practices in the APEC Region	ECSG	2017
2016	CTI 14 2016A	Promoting Innovation through a Mechanism for IP Valuation, Financing and Leveraging IP Assets	IPEG	2017
2016	CTI 15 2016A	SMEs Innovation: Capacity Building on IP Strategy	IPEG	2017
2016	CTI 20 2016	Enhance Micro, Small and Medium Enterprises' (MSMEs) Capacity for Inclusive Development by Cross-Border E-Commerce Adoption	ECSG	2018
2016	CTI 24 2016	Workshop to Identify Factors Affecting Import and Export Clearance Processes made by MSMEs	SCCP	2017
2016	CTI 26 2016T	Case Study on Supporting Industry Promotion Policies in APEC - APEC Supporting Industry Initiative	CTI/PSU	2017
2016	CTI 31 2016A	Workshop to Discuss Best Practices on Practical Solutions/Programmes to Integrate SME Suppliers into Automotive Global Value Chains (GVCs)	AD	2017
2016	EC 03 2016S	Workshop on Supply Chain Finance and Implementation of Secured Transactions in Cross-Border Context	EC	2018
2016	EC 04 2016S	Use of International Instruments to Strengthen Contract Enforcement in Supply Chain Finance for Global Businesses (including MSMEs)	SELI	2017
2016	EPWG 01 2016	Enhancing Rural Disaster Resilience through Effective Infrastructure Investment, Phase 1	EPWG	2017
2016	GOS 01 2016S	Wrap-Up Symposium: Facilitating Good Regulatory Practices for Trade and Investment in Services in APEC	GOS	2016

2016	IEG 01 2016S	Inclusive Business in APEC Study	IEG	2018
2016	PPWE 02 2016A	Women as Prime Movers of Inclusive Business	PPWE	2017
2016	PPWE 03 2016S	Next Steps for Women's Entrepreneurship in APEC (WE-APEC), Phase 2	PPWE	2017
2016	SME 01 2016A	APEC Online-to-Offline (O2O) Initiative - Enhancing SME Digital Competitiveness and Resilience towards Quality Growth	SMEWG	2017
2016	SME 01 2016S	APEC Best Practices in SME Innovation	SMEWG	2018
2016	SME 02 2016A	2017 APEC Business Ethics for SMEs Forum: Facilitating Multi-Stakeholder Ethical Collaborations for Small and Medium Enterprises	SMEWG	2017
2016	SME 03 2016S	Supporting Women-Led SMEs Access Global Markets by Implementing Gender-Responsive Trade Promotion Policies and Programs	SMEWG	2019
2016	SME 03 2016T	APEC Public-Private Dialogue on Enhancing Capacities of Micro, Small and Medium Enterprises (MSMEs) in Exporting Services	SMEWG	2018
2016	SME 04 2016S	Inclusive Growth through Greater Involvement of SMEs into B2B and B2G Markets	SMEWG	2016
2016	SME 06 2016A	Capability Development for Market-Oriented Innovation Management in SMEs of APEC Member Economies	SMEWG	2017
2016	SME 07 2016A	APEC Workshop on Promoting Innovation for Start-Up SMEs	SMEWG	2017
2016	SME 08 2016A	APEC Workshop on Facilitating Market Access for Women-Led MSMEs through E-Commerce	SMEWG	2018
2016	SME 08 2016S	APEC Small and Medium Enterprises (SMEs) Forum and Business Matching: SMEs Clouds + Innovation and Entrepreneurship	SMEWG	2017
2016	SME 09 2016A	APEC Forum: Promoting Stakeholder's Building Capacities in Clusters and Local Economic Promotion Instruments	SMEWG	2017



2016	SME 09 2016S	APEC-Canada Growing Business Partnership	ABAC	Ongoing
2016	SME 10 2016A	APEC Women Business Leaders Forum	SMEWG	2017
2017	CTI 10 2017T	Seminar on Capacity Building for Compliance with Cross-Border Privacy Rules System in APEC	ECSG	2017
2017	CTI 11 2017T	APEC Workshop on SMEs' Integration into Global Value Chains in Logistics	CTI	2018
2017	CTI 20 2017A	SMEs' Integration into Global Value Chains in Services Industries: Tourism Sector	CTI	2019
2017	CTI 22 2017A	SMEs' Integration into Global Value Chains in Services Industries: Software Services	CTI	2019
2017	CTI 25 2017A	Best Practices on Patent Commercialization for Independent Inventors	IPEG	2020
2017	CTI 29 2017A	Public-Private Dialogue (PPD) on Existing and Emerging Issues related to E-Commerce and Digital Economy	ECSG	2017
2017	CTI 33 2017A	Guidelines on the Best Licensing Practices of Collective Management Organisations (CMOs) to MSMEs	IPEG	2019
2017	EC 03 2017S	Workshop on the Use of Modern Technology for Dispute Resolution and Electronic Agreement Management [particularly Online Dispute Resolution (ODR)]	EC	2018
2017	EPWG 03 2017A	Capacity Building and Emergency Preparedness for Sustainable Development at Agricultural Communities through "Plant Back Better" Initiatives	EPWG	2019
2017	IPEG 01 2017S	Seminar on Opportunities and Challenges to Commercializing New Plant Varieties for Developing Economies and SMEs	IPEG	2017
2017	PPWE 01 2017A	Women's Economic Empowerment and ICT: Capacity Building for APEC Women Entrepreneurs in the Age of the 4th Industrial Revolution	PPWE	2018
2017	PPWE 04 2017S	APEC Gendered Innovation for Technology and Science (GIFTS): Promoting Women	PPWE	2017

		in STEM for Sustainable Growth		
2017	SME 01 2017A	APEC Online-to-Offline (O2O) Initiative - Unleash the Potential of SMEs through Digital Transformation for a Shared Future	SMEWG	2018
2017	SME 01 2017S	APEC SME Cross-Border E-Commerce (CBE) Leaders' Conference	SMEWG	2017
2017	SME 02 2017	Riding the Wave of the E-Commerce Trend: Emerging and Expanding Business Option for MSMEs	SMEWG	2018
2017	SME 02 2017S	Digital Transformation: The Impact on SMEs and Regional Trade	SMEWG	2016
2017	SME 03 2017A	2018 APEC Business Ethics for SMEs Forum: Leveraging Technologies to Scale Code of Ethics Implementation for Small and Medium Enterprises	SMEWG	2018
2017	SME 04 2017A	2017 APEC Digital Economy and E-Commerce Forum: Fostering E-Commerce to MSMEs Access to Regional and Global Markets	SMEWG	2018
2017	SME 04 2017S	Promoting IT Adoption in MSMEs - Setting Up APEC SME Center for IT Promotion	SMEWG	2020
2017	SME 05 2017S	APEC SME Business Forum 2017-2018	SMEWG	2018
2017	SME 06 2017A	Upgrading MSMEs' Access to Finance in a Digital Age	SMEWG	2019
2017	SME 06 2017S	The 10th APEC SME Technology Conference and Fair (APEC SMETC)	SMEWG	2018
2017	SME 08 2017A	Enhancing the Competitiveness of Women-Led Micro, Small and Medium Enterprises (MSMEs) in the Garments and Textile Sector through Innovation and Entrepreneurship	SMEWG	2018
2017	SME 09 2017A	Policy Dialogue on Sharing of Best Practices in Building Institutional Capacities to Promote Internationalisation of MSMEs and Developing Competitiveness of MSMEs to go Global	SMEWG	2018
2017	SME 10 2017A	APEC Young Entrepreneurs Networking Program	SMEWG	2018

2017	SME 11 2017A	APEC Capacity Building Workshop on FTA Utilizations by Micro, Small and Medium Enterprises	SMEWG	2017
2017	TEL 04 2017S	Enhancing Online Connectivity for Unleashing the Potential of Digital Economy	TELWG	2017
2017	TEL 08 2017S	Best Practices on Collection, Validation and Publication of Information and Communications Technology (ICTs) Statistical Information	TELWG	2017
2018	CTI 09 2018T	Research on Promoting Trade in Services by SMEs and Women Entrepreneurs	CTI	2020
2018	CTI 10 2018A	APEC Capacity Building Workshop on RTA/FTA Negotiation Skills on Small and Medium Enterprises (SMEs)	CTI	2019
2018	EC 01 2018S	APEC Workshop on One-Stop Shop for Starting a Business - From Theory to Best Practice	EC	2018
2018	EC 05 2018A	Workshop for Developing a Collaborative Framework for Online Dispute Resolution	EC	2018
2018	EC-PPWE 01 2018S	Public-Private Dialogue on Structural Reform and Gender	EC	2018
2018	ECSG 01 2018	APEC Cross-Border Privacy Rules System Fostering Accountability Agent Participation for Participants, Developing Economies, and MSMEs Benefit Workshop	ECSG	2019
2018	ECSG 02 2018	Promoting the Participation of MSMEs in the Regional Market to Bridge the Digital Divide in APEC Economies	ECSG	2020
2018	IEG 01 2018	Workshop on Sustainable and Inclusive Investment Policies within the APEC Region	IEG	2018
2018	PPSTI 01 2018A	APEC Public-Private Dialogue on Sharing Economy and Digital Technology Connectivity for Inclusive Development	PPSTI	2020
2018	PPWE 01 2018	APEC GIFTS A+: Promoting Gender Inclusion in Smart Agriculture (GIFTS: Gendered Innovation for Technology and Science)	PPWE	2019

2018	PPWE 01 2018S	APEC Business Efficiency and Success Target (BEST) Award	PPWE	2019
2018	PPWE 02 2018A	Advancing Inclusion through Enhancing Women and Girls' Digital Literacy and Skills in the Context of Industry 4.0	PPWE	2018
2018	SCE 01 2018S	APEC Public-Private Dialogue on Remote Areas Development in the Digital Era	SCE	Ongoing
2018	SCSC 01 2018T	Capacity Building on Testing Methods for Functionality Finishing on Textile Products and Certification Methods Within the APEC Region	SCSC	2019
2018	SCSC 02 2018T	Trade Facilitation by Ensuring a Safer Food Supply through Cross-Border E-Commerce	SCSC	Ongoing
2018	SME 01 2018	APEC Workshop on Harnessing Digital Trade for SMEs	SMEWG	2019
2018	SME 02 2018A	2019 APEC Business Ethics for SMEs Forum: Vision for Sustainable, Dynamic, and Innovative Health Enterprise	SMEWG	2019
2018	SME 03 2018A	APEC International Symposium and Workshop: The Cooperative Business Model (CBM) as an Alternative Tool for Financing SMEs	SMEWG	2019
2018	SME 04 2018	APEC Capacity Building Workshop on WTO Trade Facilitation Agreement for Micro, Small and Medium Enterprises	SMEWG	2019
2018	SME 05 2018A	International Fintech Summit: Needs Assessment and Capacity Building	SMEWG	2019
2018	SME 06 2018A	APEC SME Forum 2019: How Big Data and AI Are Driving Business Innovation?	SMEWG	2019
2018	SME 07 2018A	Capacity Building Workshop Series on APEC e-Instruments Utilization: Capacity Building Workshop Series 1 on APEC MSMEs Marketplace Utilization	SMEWG	2020
2018	SME 08 2018A	APEC Financing Opportunities Fair for Women-Led MSMEs	SMEWG	2019
2018	SME 09 2018A	APEC Online-to-Offline (O2O) Initiative - Empower	SMEWG	2019

		SMEs to Embrace Digital Transformation		
2018	SME 10 2018A	APEC Local Innovation Ecosystem Initiative: Revitalization for Inclusive Growth and Sustainable Future	SMEWG	2019
2018	SME 11 2018A	Program of Supporting Women in Starting Online Businesses	SMEWG	2019
2018	TEL 03 2018S	APEC TEL Seminar on Digital Government: Planning and Implementing e-Governments Projects in APEC	TELWG	2018
2018	TEL 04 2018S	Digital Economy: Strategies and Measurements	TELWG	2019
2019	CTI 04 2019S	APEC Cross Border E-Commerce Training (CBET) Workshop	CTI	2020
2019	DESG 01 2019S	Transforming Businesses in the Digital Age	DESG	Ongoing
2019	EC 02 2019S	Workshop on Building the APEC Online Dispute Resolution (ODR) Collaborative Framework Pilot	EC	2019
2019	ECSG 01 2019A	APEC Workshop on Fostering Inclusive Digital Economy: Empowering Women through Participation in Digital Startups	ECSG	Ongoing
2019	PPWE 01 2019A	APEC Capacity Building on Restructuring Women-Led MSMEs in Textile and Garment (T&G) Industry in the New Era	PPWE	Ongoing
2019	PPWE 02 2019	APEC Women Builders Creating Inclusive Future	PPWE	Ongoing
2019	PPWE 02 2019S	Advancing Women's Economic Empowerment through Data	PPWE	2019
2019	PPWE 03 2019A	Harnessing Fintech Skills for Women-Led MSMEs for Promoting Inclusive Growth	PPWE	Ongoing
2019	PPWE 03 2019S	Understanding and Bridging the Digital Literacy Gender Gap in APEC Economies	DESG	2019
2019	PPWE 04 2019A	Women's Leadership in Digital Era: Agility, Adaptability, Fluency	PPWE	Ongoing
2019	PPWE 05 2019S	Public-Private Dialogue "Women Engagement in E-Commerce: Barriers and Opportunities"	PPWE	2020
2019	SCCP 01 2019A	Integrating SMEs in Authorised Economic Operators (AEO)	SCCP	Ongoing

		Certification: Improving SMEs Participation in APEC Secure Trade		
2019	SCSC 01 2019	Capacity Building on the Development of Climate Actions for Sustainable Growth by use of ISO 14080	SCSC	Ongoing
2019	SCSC 07 2019T	Improving Transparency of Pre-packaged Food Packaging and Labelling Laws, Regulations and Best Practices: Conference and Compendium	SCSC	Ongoing
2019	SCSC 09 2019A	APEC Workshop on Internet of Things (IoT) Security Best Practices	SCSC	2020
2019	SME 01 2019	Workshop for SMEs in APEC: Embracing 4.0 Industrial Revolution in Boosting Economic Performance of Export-Oriented SMEs	SMEWG	Ongoing
2019	SME 01 2019S	APEC Optimizing SME Business Environment Seminar 2019	SMEWG	2019
2019	SME 02 2019A	APEC Workshop on Opportunities and Challenges for Retail SMEs in the Internet and Digital Economy	SMEWG	Ongoing
2019	SME 02 2019S	APEC SME Digital Economy Forum	SMEWG	2019
2019	SME 03 2019A	2020 APEC Business Ethics for SMEs Forum: Realizing the Nanjing Declaration to Universal Code of Ethics Adoption	SMEWG	Ongoing
2019	SME 04 2019A	APEC Young Entrepreneurs Kick-Off	SMEWG	2021
2019	SME 04 2019S	Building SMEs for the Future: Facing Global Challenges through Innovation and Sustainability	SMEWG	2019
2019	SME 05 2019S	Overview of the SME Sector in the APEC Region: Key Issues on Market Access and Internationalization	SMEWG/PSU	2020
2019	SME 06 2019A	APEC Policy Dialogue on SMEs and Entrepreneurship Framework: Let's be Coherent and Cohesive	SMEWG	Ongoing
2019	SME 06 2019S	Trade Promotion Organisation Training Program: Online Training to Support Women Entrepreneurs' Access to Global Markets	SMEWG	Ongoing

2019	SME 07 2019A	SME Productivity and Performance Forum, December 2019, Wellington, New Zealand	SMEWG	2020
2019	SME 07 2019S	APEC SME Digital Economic Development Forum	SMEWG	2019
2019	SME 08 2019A	APEC Startup Funding Forum: Building a Holistic Startup Funding Landscape to Boost Economic Growth	SMEWG	Ongoing
2019	SME 08 2019S	The 11th APEC SME Technology Conference and Fair (APEC SMETC)	SMEWG	Ongoing
2019	SME 09 2019A	Public Policy, Fintech and SMEs: Recommendations for Promoting a New Financing Ecosystem	SMEWG	Ongoing
2019	SME 09 2019S	Advancing Cross-Border E-Commerce for Women Entrepreneurs	SMEWG	2020
2019	SME 10 2019A	Multi-Stakeholder Dialogue on Addressing Impediments for MSMEs' Integration into Global Value Chains in Agriculture and Food Sector	SMEWG	Ongoing
2019	SME 11 2019A	Towards MSMEs Internationalisation: Study on the Final Review of the Boracay Action Agenda and Forum on Building Global MSMEs	SMEWG	Ongoing
2019	SME 12 2019A	APEC Workshop: Strengthening Women Empowerment in Industry 4.0 through Digital Entrepreneurship Training	SMEWG	Ongoing
2019	SME 13 2019A	APEC Women-Led Start-Up Accelerator Initiative	SMEWG	Ongoing
2019	SME 14 2019A	From Platforms to Payments: Promoting Growth and Innovation for Women Entrepreneurs through E-Commerce	SMEWG	Ongoing
2019	TEL 01 2019A	Facilitating Innovation and Diversity in Next Generation (5G) Network Ecosystems	TELWG	Ongoing
2019	TEL 02 2019S	ICT Skills Framework Project	TELWG	2020
2020	EC 01 2020S	FinTech Regulatory Sandboxes Capacity Building	EC	Ongoing
2020	EC 02 2020S	Stocktake of APEC Online Dispute Resolution (ODR) Technologies	EC	Ongoing
2020	SME 01 2020S	APEC Cross-Sector Innovation Ecosystem Conference: Strengthening	SMEWG	2020

		Networks of SMEs Co-Innovation for Better Future		
2020	SME 02 2020S	Enhancing Green MSMEs' Competitiveness for a Sustainable and Inclusive Asia-Pacific Phase II – Food Sector Waste Reduction in Food Supply Chain	SMEWG	Ongoing
2020	SME 03 2020S	Supporting Women's Access to Global Markets: Interview Series	SMEWG	2021
2020	SME 04 2020S	Supporting Women's Access to Global Markets: Online Course for the APEC Business Community	SMEWG	Ongoing
2020	SME 06 2020S	2020 APEC SME Cyber Security Forum	SMEWG	2021
2020	SME 07 2020S	2020 APEC SMEs Smart Factory Forum	SMEWG	2021
2020	TEL 01 2020S	Building a Digital Ready Society	TELWG	Ongoing

Source: Authors' compilation based on the "Consolidated 2016-2020 Stocktake of Initiatives to Implement the Boracay Action Agenda (as of 03 November 2020)," with project statuses as of 20 August 2021



Appendix 4 Profile of BAA projects

Category	All Projects	BAA Projects
Total	927	143
<b>A. Number of APEC projects by funding source</b>		
Self-Funded	455	52
General Project Account (GPA)	73	15
Trade & Investment Liberalisation and Facilitation Account (TILF)	52	12
APEC Support Fund (ASF) - General Fund	92	26
ASF Sub-funds	255	38
ASF: Human Security	13	-
ASF: Energy Efficiency and Low Carbon Measures	87	1
ASF: APEC Supply Chain Connectivity	7	-
ASF: Free Trade Area of the Asia-Pacific and Global Value Chains	32	6
ASF: Innovative Development, Economic Reform and Growth	19	4
ASF: Connectivity	13	1
ASF: Mining	5	-
ASF: Micro, Small and Medium Enterprises	19	16
ASF: APEC's New Strategy on Structural Reform (ANSSR)	2	-
ASF: Renewed APEC Agenda on Structural Reform (RAASR)	23	1
ASF: Women and the Economy	15	5
ASF: Economic Development in Remote Areas	2	-
ASF: Digital Innovation	12	4
ASF: Health and Emergency Preparedness	6	-
<b>B. Number of APEC projects by proposing economy</b>		
Projects with singular proponents	876	132
East Asia	306	41
China	112	15
Chinese Taipei	72	9
Hong Kong, China	7	2
Japan	64	6
Korea	51	9
Southeast Asia	157	39
Brunei Darussalam	-	-
Indonesia	18	3
Malaysia	38	4
Philippines	12	6
Singapore	9	3
Thailand	17	2
Viet Nam	63	21
Other Asia	30	7
Russia	30	7
Oceania	110	12
Australia	63	6
New Zealand	27	2
Papua New Guinea	20	4
North America	179	18
Canada	10	1
Mexico	13	3
United States	156	14
South America	94	15
Chile	55	7
Peru	39	8
Projects with multiple proponents	51	11
<b>C. Number of supported APEC projects by member economy</b>		
East Asia	n/a	n/a
China	158	24
Chinese Taipei	310	62
Hong Kong, China	110	40
Japan	240	43
Korea	176	43
Southeast Asia	n/a	n/a
Brunei Darussalam	13	2
Indonesia	165	28

Category	All Projects	BAA Projects
Malaysia	191	44
Philippines	256	48
Singapore	170	35
Thailand	239	33
Viet Nam	225	35
Other Asia	n/a	n/a
Russia	137	35
Oceania	n/a	n/a
Australia	271	43
New Zealand	139	14
Papua New Guinea	180	37
North America	n/a	n/a
Canada	160	19
Mexico	172	46
United States	240	37
South America	n/a	n/a
Chile	242	37
Peru	243	40
<b>D. Number of APEC projects by sponsoring APEC forum</b>		
Self-Funded	2	-
SOM Steering Committee on Economic and Technical Cooperation (SCE)	305	37
Agricultural Technical Cooperation Working Group (ATCWG)	12	-
Anti-Corruption and Transparency Experts' Working Group (ACTWG)	9	-
Counter-Terrorism Working Group (CTWG)	7	-
Emergency Preparedness Working Group (EPWG)	5	-
Energy Working Group (EWG)	36	-
Experts Group on Illegal Logging and Associated Trade (EGILAT)	1	-
Health Working Group (HWG)	8	-
Human Resource Development Working Group (HRDWG)	59	-
Oceans and Fisheries Working Group (OFWG)	23	-
Policy Partnership on Food Security (PPFS)	16	-
Policy Partnership on Science, Technology and Innovation (PPSTI)	28	-
Policy Partnership for Women and the Economy (PPWE)	18	6
Small and Medium Enterprises Working Group (SMEWG)	32	24
Telecommunications and Information Working Group (TELWG)	22	6
Tourism Working Group (TWG)	6	-
Transportation Working Group (TPTWG)	16	-
SCE, No Working Group Specified	7	1
Committee on Trade and Investment (CTI)	121	7
Business Mobility Group (BMG)	1	-
Digital Economy Steering Group (DESG)	5	1
Electronic Commerce Steering Group (ECSG)	-	-
Group on Services (GOS)	19	1
Intellectual Property Rights Experts Group (IPEG)	6	1
Investment Experts' Group (IEG)	6	1
Market Access Group (MAG)	1	-
Sub-Committee on Standards and Conformance (SCSC)	34	-
Sub-Committee on Customs Procedures (SCCP)	1	-
Automotive Dialogue (AD)	1	-
Chemical Dialogue (CD)	4	1
Life Sciences Innovation Forum (LSIF)	13	-
High Level Policy Dialogue on Agricultural Biotechnology (HLPDAB)	3	-
CTI, No Working Group or Dialogue Specified	27	2
Senior Finance Officials' Meeting (SFOM)	3	-
Finance Ministers Process (FMP)	3	-
Economic Committee (EC)	23	8
Competition Policy and Law Group (CPLG)	1	-
Mining Task Force (MTF)	-	-
EC, No Working Group Specified	22	8
Others	3	-
Ad Hoc Group on Economic Trends and Issues (ETI)	1	-
Group of Friends on Disability (GoFD)	2	-

Category	All Projects	BAA Projects
APEC-Funded	-	-
SOM Steering Committee on Economic and Technical Cooperation (SCE)	285	59
Agricultural Technical Cooperation Working Group (ATCWG)	3	-
Anti-Corruption and Transparency Experts' Working Group (ACTWG)	6	-
Counter-Terrorism Working Group (CTWG)	2	-
Emergency Preparedness Working Group (EPWG)	7	2
Energy Working Group (EWG)	72	-
Experts Group on Illegal Logging and Associated Trade (EGILAT)	5	-
Health Working Group (HWG)	15	-
Human Resource Development Working Group (HRDWG)	26	-
Oceans and Fisheries Working Group (OFWG)	19	-
Policy Partnership on Food Security (PPFS)	12	-
Policy Partnership on Science, Technology and Innovation (PPSTI)	23	1
Policy Partnership for Women and the Economy (PPWE)	16	9
Small and Medium Enterprises Working Group (SMEWG)	51	45
Telecommunications and Information Working Group (TELWG)	4	2
Tourism Working Group (TWG)	6	-
Transportation Working Group (TPTWG)	17	-
SCE, No Working Group Specified	1	-
Committee on Trade and Investment (CTI)	153	31
Business Mobility Group (BMG)	1	-
Digital Economy Steering Group (DESG)	1	-
Electronic Commerce Steering Group (ECSG)	9	7
Group on Services (GOS)	8	-
Intellectual Property Rights Experts Group (IPEG)	10	6
Investment Experts' Group (IEG)	4	1
Market Access Group (MAG)	1	-
Sub-Committee on Standards and Conformance (SCSC)	35	7
Sub-Committee on Customs Procedures (SCCP)	6	2
Automotive Dialogue (AD)	2	-
Chemical Dialogue (CD)	-	-
Life Sciences Innovation Forum (LSIF)	5	-
High Level Policy Dialogue on Agricultural Biotechnology (HLPDAB)	2	-
CTI, No Working Group or Dialogue Specified	69	8
Senior Finance Officials' Meeting (SFOM)	1	-
Finance Ministers Process (FMP)	1	-
Economic Committee (EC)	33	1
Competition Policy and Law Group (CPLG)	8	-
Mining Task Force (MTF)	4	-
EC, No Working Group Specified	21	1
Others	-	-
Ad Hoc Group on Economic Trends and Issues (ETI)	-	-
Group of Friends on Disability (GoFD)	-	-
<b>E. Average value of self-funded APEC projects by sponsoring APEC forum, USD</b>		
Self-Funded	93,949	241,388
SOM Steering Committee on Economic and Technical Cooperation (SCE)	107,105	319,364
Agricultural Technical Cooperation Working Group (ATCWG)	71,785	.
Anti-Corruption and Transparency Experts' Working Group (ACTWG)	18,744	.
Counter-Terrorism Working Group (CTWG)	25,357	.
Emergency Preparedness Working Group (EPWG)	73,015	.
Energy Working Group (EWG)	78,429	.
Experts Group on Illegal Logging and Associated Trade (EGILAT)	120,000	.
Health Working Group (HWG)	67,676	.
Human Resource Development Working Group (HRDWG)	81,291	.
Oceans and Fisheries Working Group (OFWG)	79,577	.
Policy Partnership on Food Security (PPFS)	82,563	.
Policy Partnership on Science, Technology and Innovation (PPSTI)	124,995	.
Policy Partnership for Women and the Economy (PPWE)	89,673	89,417
Small and Medium Enterprises Working Group (SMEWG)	383,745	467,498
Telecommunications and Information Working Group (TELWG)	9,545	10,000
Tourism Working Group (TWG)	54,000	.
Transportation Working Group (TPTWG)	90,063	.
SCE, No Working Group Specified	41,888	-

Category	All Projects	BAA Projects
Committee on Trade and Investment (CTI)	71,705	84,286
Business Mobility Group (BMG)	300,000	.
Digital Economy Steering Group (DESG)	6,000	-
Electronic Commerce Steering Group (ECSG)	.	.
Group on Services (GOS)	48,237	200,000
Intellectual Property Rights Experts Group (IPEG)	40,333	30,000
Investment Experts' Group (IEG)	78,625	30,000
Market Access Group (MAG)	40,000	.
Sub-Committee on Standards and Conformance (SCSC)	116,417	.
Sub-Committee on Customs Procedures (SCCP)	-	.
Automotive Dialogue (AD)	75,000	.
Chemical Dialogue (CD)	75,110	80,000
Life Sciences Innovation Forum (LSIF)	45,638	.
High Level Policy Dialogue on Agricultural Biotechnology (HLPDAB)	136,709	.
CTI, No Working Group or Dialogue Specified	49,593	125,000
Senior Finance Officials' Meeting (SFOM)	75,057	.
Finance Ministers Process (FMP)	75,057	.
Economic Committee (EC)	38,178	18,213
Competition Policy and Law Group (CPLG)	60,000	.
Mining Task Force (MTF)	.	.
EC, No Working Group Specified	37,186	18,213
Others	150,000	-
Ad Hoc Group on Economic Trends and Issues (ETI)	-	.
Group of Friends on Disability (GoFD)	150,000	.
<b>F. Average APEC funding of APEC-funded projects by sponsoring APEC forum, USD (% share to average value)</b>		
<b>APEC-Funded</b>	<b>111,682 (66.9)</b>	<b>108,714 (58.1)</b>
SOM Steering Committee on Economic and Technical Cooperation (SCE)	113,823 (61.8)	110,984 (51.7)
Agricultural Technical Cooperation Working Group (ATCWG)	121,000 (80.1)	.
Anti-Corruption and Transparency Experts' Working Group (ACTWG)	95,819 (70.7)	.
Counter-Terrorism Working Group (CTWG)	129,608 (82.5)	.
Emergency Preparedness Working Group (EPWG)	113,207 (65.8)	117,366 (58.7)
Energy Working Group (EWG)	136,373 (69.9)	.
Experts Group on Illegal Logging and Associated Trade (EGILAT)	115,050 (92.1)	.
Health Working Group (HWG)	104,488 (68.2)	.
Human Resource Development Working Group (HRDWG)	85,356 (47.2)	.
Oceans and Fisheries Working Group (OFWG)	116,304 (78.9)	.
Policy Partnership on Food Security (PPFS)	121,856 (88.9)	.
Policy Partnership on Science, Technology and Innovation (PPSTI)	102,624 (58.2)	80,000 (50.0)
Policy Partnership for Women and the Economy (PPWE)	108,077 (80.2)	92,164 (75.1)
Small and Medium Enterprises Working Group (SMEWG)	114,302 (46.2)	115,752 (48.2)
Telecommunications and Information Working Group (TELWG)	77,099 (84.9)	97,490 (94.4)
Tourism Working Group (TWG)	100,881 (76.4)	.
Transportation Working Group (TPTWG)	97,908 (50.2)	.
SCE, No Working Group Specified	100,000 (35.7)	.
Committee on Trade and Investment (CTI)	104,093 (75.4)	103,139 (76.5)
Business Mobility Group (BMG)	110,000 (95.7)	.
Digital Economy Steering Group (DESG)	110,000 (100.0)	.
Electronic Commerce Steering Group (ECSG)	102,410 (83.3)	106,669 (85.7)
Group on Services (GOS)	100,347 (95.3)	.
Intellectual Property Rights Experts Group (IPEG)	99,107 (74.9)	94,885 (68.5)
Investment Experts' Group (IEG)	111,250 (90.2)	130,000 (100.0)
Market Access Group (MAG)	147,000 (100.0)	.
Sub-Committee on Standards and Conformance (SCSC)	103,574 (69.2)	111,241 (70.2)
Sub-Committee on Customs Procedures (SCCP)	109,019 (80.5)	123,229 (65.7)
Automotive Dialogue (AD)	60,000 (56.1)	.
Chemical Dialogue (CD)	.	.
Life Sciences Innovation Forum (LSIF)	75,553 (50.4)	.
High Level Policy Dialogue on Agricultural Biotechnology (HLPDAB)	31,000 (23.0)	.
CTI, No Working Group or Dialogue Specified	109,561 (78.0)	90,772 (84.4)
Senior Finance Officials' Meeting (SFOM)	136,250 (73.3)	.
Finance Ministers Process (FMP)	136,250 (73.3)	.
Economic Committee (EC)	127,643 (83.2)	147,640 (82.2)
Competition Policy and Law Group (CPLG)	119,578 (83.4)	.

Category	All Projects	BAA Projects
Mining Task Force (MTF)	144,999 (85.8)	.
EC, No Working Group Specified	127,409 (82.6)	147,640 (82.2)
Others	.	.
Ad Hoc Group on Economic Trends and Issues (ETI)	.	.
Group of Friends on Disability (GoFD)	.	.
<b>G. Average value of self-funded APEC projects by proposing economy, USD</b>		
Projects with singular proponents	95,511	241,388
East Asia	127,630	438,200
China	182,150	760,545
Chinese Taipei	104,665	66,000
Hong Kong, China	41,333	-
Japan	71,817	-
Korea	88,633	100,000
Southeast Asia	38,450	25,400
Brunei Darussalam	.	.
Indonesia	25,000	.
Malaysia	28,863	.
Philippines	94,450	30,000
Singapore	22,000	-
Thailand	38,530	97,000
Viet Nam	62,000	.
Other Asia	23,345	18,833
Russia	23,345	18,833
Oceania	92,762	88,371
Australia	105,328	104,940
New Zealand	36,070	105,700
Papua New Guinea	119,750	30,000
North America	98,803	303,414
Canada	385,185	2,077,310
Mexico	20,000	40,000
United States	80,815	54,000
South America	34,468	81,375
Chile	42,806	81,375
Peru	21,582	.
Projects with multiple proponents	61,665	.
<b>H. Average APEC funding of APEC-funded projects by proposing economy, USD (% share to average value)</b>		
Projects with singular proponents	111,125 (68.0)	106,327 (58.8)
East Asia	120,405 (64.3)	95,760 (58.3)
China	111,814 (67.9)	100,051 (65.2)
Chinese Taipei	74,031 (48.5)	82,261 (41.9)
Hong Kong, China	100,000 (47.6)	.
Japan	181,326 (74.5)	123,225 (82.5)
Korea	99,559 (55.4)	89,184 (58.8)
Southeast Asia	111,593 (82.8)	113,324 (83.7)
Brunei Darussalam	.	.
Indonesia	111,618 (74.3)	123,092 (84.2)
Malaysia	111,085 (87.0)	134,616 (81.6)
Philippines	99,808 (94.2)	96,748 (97.0)
Singapore	100,618 (81.7)	.
Thailand	97,390 (73.8)	91,106 (95.9)
Viet Nam	115,367 (83.7)	112,878 (81.4)
Other Asia	94,339 (76.8)	120,000 (75.0)
Russia	94,339 (76.8)	120,000 (75.0)
Oceania	101,574 (84.3)	93,333 (89.1)
Australia	125,444 (76.8)	.
New Zealand	73,983 (90.2)	70,000 (93.3)
Papua New Guinea	110,953 (87.2)	105,000 (87.8)
North America	100,034 (49.7)	109,565 (23.9)
Canada	99,749 (70.9)	.
Mexico	112,417 (85.5)	90,500 (50.7)
United States	98,619 (46.5)	111,684 (22.8)
South America	113,704 (81.9)	104,229 (84.8)
Chile	124,960 (81.3)	127,983 (88.5)

Category	All Projects	BAA Projects
Peru	98,429 (82.9)	95,321 (83.0)
Projects with multiple proponents	119,893 (54.4)	126,078 (54.0)
<b>I. Average duration of APEC projects by sponsoring APEC forum, days</b>		
<b>Self-Funded</b>		
SOM Steering Committee on Economic and Technical Cooperation (SCE)	271	332
Agricultural Technical Cooperation Working Group (ATCWG)	279	374
Anti-Corruption and Transparency Experts' Working Group (ACTWG)	242	.
Counter-Terrorism Working Group (CTWG)	137	.
Emergency Preparedness Working Group (EPWG)	179	.
Energy Working Group (EWG)	139	.
Experts Group on Illegal Logging and Associated Trade (EGILAT)	239	.
Health Working Group (HWG)	214	.
Human Resource Development Working Group (HRDWG)	270	.
Oceans and Fisheries Working Group (OFWG)	309	.
Policy Partnership on Food Security (PPFS)	349	.
Policy Partnership on Science, Technology and Innovation (PPSTI)	196	.
Policy Partnership for Women and the Economy (PPWE)	291	.
Small and Medium Enterprises Working Group (SMEWG)	261	263
Telecommunications and Information Working Group (TELWG)	387	452
Tourism Working Group (TWG)	228	228
Transportation Working Group (TPTWG)	105	.
SCE, No Working Group Specified	331	.
Committee on Trade and Investment (CTI)	341	30
Business Mobility Group (BMG)	255	192
Digital Economy Steering Group (DESG)	151	.
Electronic Commerce Steering Group (ECSG)	323	335
Group on Services (GOS)	.	.
Intellectual Property Rights Experts Group (IPEG)	227	126
Investment Experts' Group (IEG)	92	1
Market Access Group (MAG)	200	153
Sub-Committee on Standards and Conformance (SCSC)	229	.
Sub-Committee on Customs Procedures (SCCP)	365	.
Automotive Dialogue (AD)	335	.
Chemical Dialogue (CD)	30	.
Life Sciences Innovation Forum (LSIF)	327	92
High Level Policy Dialogue on Agricultural Biotechnology (HLPDAB)	179	.
CTI, No Working Group or Dialogue Specified	123	.
Senior Finance Officials' Meeting (SFOM)	221	319
Finance Ministers Process (FMP)	130	.
Economic Committee (EC)	130	.
Competition Policy and Law Group (CPLG)	221	260
Mining Task Force (MTF)	2	.
EC, No Working Group Specified	.	.
Others	231	260
Ad Hoc Group on Economic Trends and Issues (ETI)	643	.
Group of Friends on Disability (GoFD)	162	.
APEC-Funded	883	.
SOM Steering Committee on Economic and Technical Cooperation (SCE)	380	388
Agricultural Technical Cooperation Working Group (ATCWG)	390	376
Anti-Corruption and Transparency Experts' Working Group (ACTWG)	345	.
Counter-Terrorism Working Group (CTWG)	396	.
Emergency Preparedness Working Group (EPWG)	320	.
Energy Working Group (EWG)	387	350
Experts Group on Illegal Logging and Associated Trade (EGILAT)	406	.
Health Working Group (HWG)	329	.
Human Resource Development Working Group (HRDWG)	400	.
Oceans and Fisheries Working Group (OFWG)	379	.
Policy Partnership on Food Security (PPFS)	404	.
Policy Partnership on Science, Technology and Innovation (PPSTI)	394	.
Policy Partnership for Women and the Economy (PPWE)	384	579
Small and Medium Enterprises Working Group (SMEWG)	411	427
Telecommunications and Information Working Group (TELWG)	365	360
Tourism Working Group (TWG)	472	426
	350	.

<b>Category</b>	<b>All Projects</b>	<b>BAA Projects</b>
Transportation Working Group (TPTWG)	398	.
SCE, No Working Group Specified	395	.
Committee on Trade and Investment (CTI)	363	417
Business Mobility Group (BMG)	212	.
Digital Economy Steering Group (DESG)	335	.
Electronic Commerce Steering Group (ECSG)	413	426
Group on Services (GOS)	381	.
Intellectual Property Rights Experts Group (IPEG)	366	406
Investment Experts' Group (IEG)	305	214
Market Access Group (MAG)	396	.
Sub-Committee on Standards and Conformance (SCSC)	375	422
Sub-Committee on Customs Procedures (SCCP)	362	443
Automotive Dialogue (AD)	107	.
Chemical Dialogue (CD)	.	.
Life Sciences Innovation Forum (LSIF)	268	.
High Level Policy Dialogue on Agricultural Biotechnology (HLPDAB)	169	.
CTI, No Working Group or Dialogue Specified	374	430
Senior Finance Officials' Meeting (SFOM)	427	.
Finance Ministers Process (FMP)	427	.
Economic Committee (EC)	379	242
Competition Policy and Law Group (CPLG)	358	.
Mining Task Force (MTF)	464	.
EC, No Working Group Specified	371	242
Others	.	.
Ad Hoc Group on Economic Trends and Issues (ETI)	.	.
Group of Friends on Disability (GoFD)	.	.
<b>J. Average duration of APEC projects by proposing economy, days</b>		
<b>Self-Funded</b>	<b>271</b>	<b>332</b>
Projects with singular proponents	274	332
East Asia	315	376
China	374	432
Chinese Taipei	297	336
Hong Kong, China	289	273
Japan	246	168
Korea	256	443
Southeast Asia	188	250
Brunei Darussalam	.	.
Indonesia	32	.
Malaysia	185	.
Philippines	244	153
Singapore	193	294
Thailand	183	214
Viet Nam	242	.
Other Asia	269	234
Russia	269	234
Oceania	284	352
Australia	312	406
New Zealand	191	159
Papua New Guinea	273	289
North America	253	400
Canada	364	1,705
Mexico	24	47
United States	256	281
South America	194	174
Chile	184	174
Peru	210	.
Projects with multiple proponents	201	.
<b>APEC-Funded</b>	<b>380</b>	<b>388</b>
Projects with singular proponents	380	381
East Asia	383	396
China	404	488
Chinese Taipei	408	462
Hong Kong, China	578	.

<b>Category</b>	<b>All Projects</b>	<b>BAA Projects</b>
Japan	383	457
Korea	293	252
Southeast Asia	396	398
Brunei Darussalam	.	.
Indonesia	358	346
Malaysia	401	389
Philippines	400	390
Singapore	366	.
Thailand	353	215
Viet Nam	410	418
Other Asia	430	365
Russia	430	365
Oceania	376	376
Australia	373	.
New Zealand	423	550
Papua New Guinea	335	290
North America	358	344
Canada	328	.
Mexico	335	549
United States	363	321
South America	370	338
Chile	381	386
Peru	356	320
Projects with multiple proponents	391	440

Source: Authors' calculation based on the project database

Note: Zero values are marked as '-' and missing numbers are marked as '.'



Last 29 June 2021, the Department of Trade and Industry (DTI) of the Philippines, together with APEC, hosted the 2<sup>nd</sup> day of the 3-day long APEC Global MSME Forum. The 2<sup>nd</sup> day focused on the role of MSMEs in economic recovery.

Atty Pamela Coke-Hamilton, Executive Director of the International Trade Centre, contextualized the session by delivering her keynote address. She acknowledged that the focus on MSMEs' role in economic recovery is timely considering the devastation resulting from the pandemic (e.g., half of companies in Asia reporting feeling a strong impact, and a third being at risk of shutting down). She also noted that when small firms invest in a set of key drivers in good times, they can perform better in hard times (e.g., Filipino firms' participation in the knowledge economy made them more resilient and Cambodian firms with a wider network of suppliers before the pandemic were less concerned about shutting down). Atty. Coke-Hamilton then raised an important question: How can we rebuild smarter and more resilient than before? First, it is important to recognize that technology is an ally, especially for MSMEs. Second, we should pursue green and sustainable recovery since green consumer preferences are on the rise not only in Asia but across the globe as well.

Both technology and sustainable recovery are related to MSMEs' internationalization, and this was recognized by APEC economies when the BAA was formally adopted in May 2015. With five years of implementation, the BAA has grown to be a rich resource of best practices and learnings that MSMEs can use to rebuild themselves to be smarter and more resilient than before.

Central to the discussion is the final review of the BAA. The BAA is a multi-year initiative that was adopted by APEC Trade Ministers in May 2015, which was subsequently welcomed by APEC Leaders. The BAA identified eight PAs that can be surmised as TF (PAs 1-4), financing (PA5), digital economy (PA6), institutional support (PA7), and women-led MSMEs (PA8). Complementing this final review are discussions on the stocktake of APEC's achievements and gaps in implementing the BAA, the future of MSMEs post-COVID-19, and MSMEs' role as drivers of growth in the region.

Elaborating on the BAA, Dr Francis Mark A. Quimba, Senior Research Fellow at the Philippine Institute for Development Studies (PIDS), and Mr Sylwyn C. Calizo Jr, Research Specialist at PIDS, reported on the final review of the BAA.<sup>24</sup> Dr Quimba started by establishing how important MSMEs are in APEC. First, MSMEs are key employers that provide about 73.8 percent of total employment in the region. Second, MSMEs are also significant economic contributors because they comprise 40.0-60.0 percent of total economic contribution, depending on the economy concerned. Third, MSME density in APEC reached about 51.0 MSMEs per 1,000 people, which suggests that MSMEs have a substantial presence in the region. This also means that MSMEs manifest healthy entrepreneurship in APEC. Lastly, MSMEs form the backbone of local communities by accounting for about 99.8 percent of total enterprises in APEC.

Dr Quimba also reported that APEC's active support to realize the BAA's goal strengthened MSMEs' capacity to internationalize. In fact, APEC invested USD29,581,367 in 143 BAA

---

<sup>24</sup> This final review has undergone revisions after the presentation delivered in 29 June 2021. Outdated figures/information in this Appendix are marked with a strikethrough in the text. The revised figures/information are then set beside these outdated figures.

projects, of which ~~44.7~~ 42.4 percent of this funding are for self-funded projects. Funding from APEC, as an institution, is also substantial, and this reached an average of ~~USD107,215~~ USD108,714 per project that helped cover about ~~55.9~~ 58.1 percent of the average project value of BAA projects.

Apart from these, Dr Quimba also raised that some PAs gained more support compared to other PAs. For instance, projects about institutional support (PA7) accounted for 41.3 percent of BAA projects, followed by projects on the digital economy (PA6, 33.6%) and women-led MSMEs (PA8, 21.8%), which may suggest where APEC's priorities or interests are directed. He also noted that the number of collaborative projects in the BAA is quite low (7.7% of BAA projects), which was a missed opportunity since collaboration provided multiple benefits in terms of cooperation and financial support. Lastly, Dr Quimba noted that Chinese Taipei was the most supportive economy because they supported about 43.4 percent of BAA projects. They are followed by the Philippines, Mexico, and Malaysia.

Probing deeper into each PA group, Mr Calizo reported that trade facilitation projects were not widely explored despite it being important for MSMEs' internationalization. He cited the low number of trade facilitation projects (12 or 8.4% of BAA projects) as a basis for this claim. From these handful of trade facilitation projects, he mentioned that APEC can: (1) develop programs and initiatives to help MSMEs' intellectual property valuation; (2) promote MSMEs' digitization and use of e-commerce; (3) ease MSMEs' access to information; and, (4) craft differentiated legislation that specifically targets the needs of MSMEs.

On financing-related projects, Mr Calizo noted that APEC economies, especially the United States, gave strong support. He shared that the United States was responsible for proposing 27.8 percent of PA5 projects, thereby making it the most active proponent across APEC. In addition, the United States also spent the largest amount of co-funding by any economy across all the PAs, which suggests that the United States is strongly interested in PA5 projects. Notwithstanding this observation, Mr Calizo also said that other APEC economies are similarly supportive of PA5. In fact, Chinese Taipei, which was the most supportive economy, expressed support for 50.0 percent of PA5 projects. This level of support is quite high compared to the other PAs.

From the 18 PA5 projects, Mr Calizo enumerated four project learnings for APEC, namely: (1) to promote cooperatives as an effective option for capital financing to MSMEs; (2) to optimize MSMEs' cash flow using supply chain finance; (3) to maximize MSMEs' use of FinTech and digital financing platforms; and, (4) to continue pursuing projects that supports MSMEs' use and adoption of FinTech.

On the digital economy, Mr Calizo reported that APEC economies, especially East Asia, are highly interested. His basis was the increasing trend observed from the number of new projects for PA6 since 2016, which totaled to 48 projects in 2020. He also shared that East Asia proposed around 37.5 percent of PA6 projects. In addition, the most active proponent, China, and the most supportive economy, Chinese Taipei, both come from this region. Some of the project learnings coming from PA6 include: (1) improving ICT and digital infrastructure to support MSMEs' internationalization; (2) conducting training workshops that will reduce MSMEs' vulnerability to cyberthreats; (3) simplifying administrative procedures through e-government to increase MSMEs' e-commerce participation; and, (4) promoting MSMEs that are not only digital but also SMART, interconnected, and green.

On institutional support, Mr Calizo noted that this was where APEC economies collaborated the most. From the 59 PA7 projects, 8 or 13.6 percent were collaboratively proposed, which is higher compared to the rest of the PAs. Mr Calizo also said that PA7 was the most cited PA in the BAA, which may suggest that APEC is strongly interested in this area for MSMEs. Some of the project learnings that APEC can use include: (1) increasing MSMEs' GVC participation by developing an efficient innovation system, linking MSMEs with lead firms, and improving the investment climate; (2) actively supporting MSMEs' capacity for supply chain management to help MSMEs remain competitive amid their internationalization; (3) supporting policies that encourage MSMEs' participation in services trade; (4) empowering MSMEs by establishing websites that provide information on government regulations; and, (5) promoting strategies that can help MSMEs participate in GVCs, such as brand development and business continuity planning, among others.

On women-led MSMEs, Mr Calizo reported that projects about women-led MSMEs have actually gained more attention from APEC economies since 2018 as observed in the number of new projects over time. In 2020, the total number of PA8 projects was 31 or 21.7 percent of BAA projects, which makes this PA the third most cited PA in the BAA. Mr Calizo, however, noted that the lack of collaborative PA8 projects is unfortunate, especially since women-led MSMEs have a strong presence in APEC. Based on the learnings from the 31 PA8 projects, APEC can help: (1) establish an appropriate government policy framework for women-led MSMEs; (2) encourage women-led MSMEs to support each other through in-house programs led by women in inclusive business, which is important because women entrepreneurs are often discouraged by their own self, their family, and/or their industry; (3) provide strong support for women-led MSMEs, such as through capacity building on e-commerce and ICT for social entrepreneurship; and, (4) develop the APEC Business Intelligence System.

Mr Calizo ended their presentation of the BAA's final review by delivering the key takeaway, namely that the BAA tells us that APEC has a strong opportunity to elevate MSMEs into becoming drivers of economic recovery. He also raised that it is in the interest of APEC to continue what the BAA has started by building on the BAA's accomplishments since 2016.

With the final review of the BAA already delivered, Dr Tan Sri Datuk Rebecca Fatima Sta Maria, the Executive Director of the APEC Secretariat and moderator of the session, asked Dr Shigehiro Shinozaki, which is a Senior Economist at the Asian Development Bank's Economic Research and Regional Cooperation Department, to comment on the lack of financing-related projects in the BAA.

Dr Shinozaki concurred that the number of PA5 projects was indeed quite low. He also mentioned that MSME financing has been a long-standing issue in the region, which governments and central banks can help address through assistance programs. Some examples of these programs are: soft loans; refinancing schemes; public guarantees; and, monetary lending to MSMEs, among others. In addition, recent financing options for MSMEs have also included ESG, which stands for Environmental, Social, and Governance.

In addition, Dr Shinozaki raised the issue of MSMEs' access to finance during the COVID-19 pandemic, which he observed was different between internationalized MSMEs and exclusively domestic MSMEs. He noted that internationalized MSMEs saw a sharp drop in demand, delayed product delivery, supply chain disruptions, and contract cancellations compared to MSMEs that exclusively served domestic markets. His observations are based on MSME surveys participated by Indonesia, the Philippines, and Thailand in 2020.

Interestingly, the coping ability of MSMEs varied across economies based on their level of competitiveness and the severity of the measures that were imposed during the pandemic. Internationalized MSMEs suffered more revenue losses than domestic-oriented MSMEs in Indonesia and in the Philippines although the impact is reversed in Thailand (i.e., internationalized MSMEs suffered less than domestic-oriented MSMEs). Moreover, the pandemic altered employment within internationalized MSMEs. Limited exports and imports under falling demand and quarantine-controlled logistics hurt their operations and management, and they promoted work-from-home schemes or teleworking.

Dr Shinozaki also reported that a relatively higher proportion of internationalized MSMEs than domestic-oriented MSMEs had sufficient savings, liquid assets, and other contingency funds to maintain their business during the pandemic. In addition, internationalized MSMEs had relatively good access to bank credit and had funding support from business partners during the pandemic. Some of the measures that are in demand for MSMEs include: (1) a one-stop service window to support MSME exporters and importers; and, (2) technical support from government for consultations and business development services and for MSMEs to digitalize their business, to access information on government support programs, and to ease regulations on exports and imports.

In continuing the accomplishments of the BAA after the pandemic, Dr Shinozaki recommended two things specific to internationalized MSMEs. First, governments should recognize that the extent of stringency of containment policies is different across economies, which is important because these policies can affect internationalized MSMEs' operations and management. Second, the coping ability of internationalized MSMEs to the pandemic varies as well, which means that differentiated policy measures (e.g., by size, sector, location, and level of competitiveness) should be created to focus on different groups' needs (e.g., for startups or women-led MSMEs, among others).

To further enrich the discussion on the BAA, Dr Sta Maria asked Ms Norlela Suhailee, the Chair of the APEC SMEWG and Head of the Business Development & Support of Darussalam Enterprise in Brunei Darussalam, to comment on how the BAA and the SMEWG Strategic Plan complements each other. Ms Suhailee started her comment by recognizing that the BAA is perhaps the most important APEC initiative to internationalize MSMEs in the region because it has provided a comprehensive set of PAs, which different APEC fora, not just the SMEWG, can add their contributions.

Further, Ms Suhailee provided three key points relevant to the BAA. Her first key point is the relationship between the BAA and the priorities of the SMEWG Strategic Plan 2021-2024. This Strategic Plan provided a roadmap on how to address critical issues on MSMEs' growth, which can be surmised under five priority areas, namely: (1) entrepreneurship, innovation, and start-ups; (2) SME access to international markets and GVCs; (3) inclusive capability development towards digitalization; (4) access to finance and alternative financial solutions; and, (5) government to business interaction.

Ms Suhailee recognized that one of the merits of the BAA was its ability to coordinate different actors in APEC to achieve one common goal, which is to globalize MSMEs. She also noted that the SMEWG actively supported the BAA. In fact, more than half of APEC-funded BAA projects were sponsored by the SMEWG. Moreover, she said that the completion of the final review of the BAA is an opportunity to reevaluate on how APEC can align the work on MSMEs

with the long-term goal of the Putrajaya Vision 2040, and on how to further strengthen APEC efforts to realize its objectives for MSMEs.

Ms Suhailee's second key point is on the importance of MSMEs' internationalization, which is an important priority area in the SMEWG Strategic Plan. Internationalization has always been a key strategy for MSMEs to become competitive and to be participative of the GVC. However, she noted that this internationalization does not come without challenges (both internationally and domestically). For instance, MSMEs can encounter barriers from access to market information and distribution networks, logistics costs, customs procedures, foreign regulations, tariffs, and competition.

For her final key point, Ms Suhailee contextualized MSMEs' role in economic recovery after the pandemic. She said that it is important for MSMEs to digitalize their business model since this is where the "new normal" is heading to (e.g., e-commerce platforms). Thus, it is important for MSMEs to seize the opportunity now in order to prepare for this development. Governments should ensure that there is adequate support for MSMEs to overcome internationalization barriers (e.g., through conducive policies or infrastructure development). Further, it is important to encourage MSMEs to become more adaptable to change and to leverage on new technology and innovations. Adding to Dr Shinozaki's comment, Ms Suhailee reiterated the importance of exploring financing solutions for MSMEs.

With Dr Shinozaki and Ms Suhailee's interventions complete, Dr Sta Maria welcomed Ms Marcela Otero's intervention, which focused on women-led MSMEs and inclusive growth. Ms Otero is the Head of the Inclusive Trade Department at the Undersecretary of International Economic Relations of the Ministry of Foreign Affairs in Chile.

Ms Otero highlighted that it was during Chile's hosting in 2019 that women empowerment was first raised at a priority level through the La Serena Roadmap for Women and Inclusive Growth (2019-2030) – a feat that was not seen in the last 30 years of APEC's history. The La Serena Roadmap consists of five key action areas, namely: (1) empowering women through access to capital and markets; (2) strengthening women's labor force participation; (3) improving access of women to leadership positions in all levels of decision making; (4) support women's education, training and skills developments, and access in a changing world of work; and, (5) advancing women's economic empowerment through data collection and analysis.

In addition, Ms Otero shared that she found the relationship between the BAA, particularly PA8, and the La Serena Roadmap to be interesting because the number of new BAA projects related to women-led MSMEs reached its peak in 2019, which was the year that the La Serena Roadmap was agreed upon. Apart from these, Ms Otero also stressed that gender and MSMEs are horizontal issues, which means that different APEC fora could (and should) contribute to helping women-led MSMEs participate more in the region. Ms Otero also mentioned that the BAA's accomplishments under PA8 could actually be continued under the La Serena Roadmap since the two are aligned.

Ms Otero also shared Chile's interventions for women-led MSMEs during the COVID-19 pandemic, which are aligned with both the BAA's PA8 and the La Serena Roadmap. These interventions were developed through strategic alliances with stakeholders to generate and promote financial products and specific programs that provide liquidity as well as training and education for women-led MSMEs, such as: (1) a guarantee fund for small entrepreneurs called Fogape; (2) a call for MSMEs loan; (3) a bonus for women-led MSMEs; (4) ProChile's Mujer

Exporta that promotes the work of women-led MSME exporters; (5) the “digitize your MSME” program; (6) a digital path that creates awareness among MSMEs; and, (7) an educational program to address the gender digital divide among MSMEs.

During the open forum, Dr Quimba raised the importance of not working in silos, especially in the context of MSMEs. This was seconded by Ms Otero, and she added that pursuing more collaboration not only among APEC economies but also within APEC’s fora is important as the region moves forward. She also highlighted that APEC has 30 years of rich history that produced best practices and numerous learnings, which the region can continue and build upon. Dr Sta Maria concurred with Ms Otero’s views and added that APEC can also pursue more collaboration with the different APEC Study Centers.

Ms Suhailee added that it is also important that governments provide effective programs to develop MSMEs in the region, such as access to finance (especially since PA5 projects did not get enough traction). Adding to MSME financing, Dr Shinozaki raised that MSMEs encountered awareness problems on what financing solutions are available to them, which was a challenge that they faced during the COVID-19 pandemic. Thus, he said that having information dissemination programs is equally important.

Apart from MSME financing, Dr Quimba also mentioned the importance of understanding how the “new normal” would look like, which can be accomplished through consultations and risk-based planning among MSMEs. Mr Calizo added that moving forward as a region could be done through the digitalization of MSMEs and through also exploring the adoption of a common definition of MSMEs in the region.

Ms Marie Sherylyn Aquia, Chief of DTI’s Multilateral Relations Division and the host of the APEC Global MSME Forum, ended the session by highlighting that the COVID-19 pandemic showed how crucially important both international coordination and cooperation are to supporting MSMEs in APEC. She also recognized that the BAA provided a good framework for the pre-pandemic scenario. However, she also noted that there is still much work needed to internationalize MSMEs. Ms Aquia also raised other important areas to improve, such as information and training, e-government, women entrepreneurship, and capital and financing solutions. Ms Aquia ended Session 2 by recognizing that APEC clearly has a role to play and the region’s work ahead is enormous.



Category	PA1	PA1.a	PA1.b	PA2	PA2.a	PA2.b	PA3	PA3.a	PA3.b	PA3.c	PA4	PA4.a	PA4.b
Korea	-	-	-	-	-	-	-	-	-	-	-	-	-
Southeast Asia	4	-	-	2	-	-	-	-	-	-	-	-	-
Brunei Darussalam	-	-	-	-	-	-	-	-	-	-	-	-	-
Indonesia	-	-	-	-	-	-	-	-	-	-	-	-	-
Malaysia	-	-	-	-	-	-	-	-	-	-	-	-	-
Philippines	-	-	-	-	-	-	-	-	-	-	-	-	-
Singapore	-	-	-	-	-	-	-	-	-	-	-	-	-
Thailand	-	-	-	-	-	-	-	-	-	-	-	-	-
Viet Nam	4	-	-	2	-	-	-	-	-	-	-	-	-
Other Asia	-	-	-	-	-	-	-	-	-	-	-	-	-
Russia	-	-	-	-	-	-	-	-	-	-	-	-	-
Oceania	-	-	-	-	-	-	1	1	-	-	-	-	-
Australia	-	-	-	-	-	-	1	1	-	-	-	-	-
New Zealand	-	-	-	-	-	-	-	-	-	-	-	-	-
Papua New Guinea	-	-	-	-	-	-	-	-	-	-	-	-	-
North America	-	-	-	1	-	-	-	-	-	-	-	-	-
Canada	-	-	-	-	-	-	-	-	-	-	-	-	-
Mexico	-	-	-	1	-	-	-	-	-	-	-	-	-
United States	-	-	-	-	-	-	-	-	-	-	-	-	-
South America	1	-	1	2	-	-	1	1	-	1	-	-	-
Chile	-	-	-	-	-	-	-	-	-	-	-	-	-
Peru	1	-	1	2	-	-	1	1	-	1	-	-	-
Projects with multiple proponents	-	-	-	1	-	-	1	-	-	1	1	1	-
<b>C. Number of supported APEC projects by member economy</b>													
East Asia	n/a	n/a	n/a	n/a	n/a	n/a	n/a	n/a	n/a	n/a	n/a	n/a	n/a
China	-	-	-	2	-	-	1	-	-	1	-	-	-
Chinese Taipei	4	-	-	3	-	-	1	-	-	1	-	-	-
Hong Kong, China	1	-	-	2	-	-	1	-	-	1	1	1	-
Japan	3	-	1	2	-	-	2	1	1	1	1	1	-
Korea	-	-	-	1	-	-	2	-	1	1	1	1	-
Southeast Asia	n/a	n/a	n/a	n/a	n/a	n/a	n/a	n/a	n/a	n/a	n/a	n/a	n/a
Brunei Darussalam	-	-	-	-	-	-	-	-	-	-	-	-	-
Indonesia	4	-	1	3	-	-	1	1	-	1	-	-	-
Malaysia	3	-	-	2	-	-	-	-	-	-	-	-	-
Philippines	4	-	1	3	-	-	1	1	-	1	1	1	-
Singapore	2	-	1	3	-	-	2	1	-	2	-	-	-
Thailand	-	-	-	1	-	-	1	-	-	1	-	-	-
Viet Nam	-	-	-	1	-	-	1	-	-	1	1	1	-
Other Asia	n/a	n/a	n/a	n/a	n/a	n/a	n/a	n/a	n/a	n/a	n/a	n/a	n/a
Russia	3	-	-	2	-	-	-	-	-	-	-	-	-



Category	PA1	PA1.a	PA1.b	PA2	PA2.a	PA2.b	PA3	PA3.a	PA3.b	PA3.c	PA4	PA4.a	PA4.b
Oceania	n/a	n/a	n/a	n/a	n/a	n/a	n/a	n/a	n/a	n/a	n/a	n/a	n/a
Australia	1	-	1	2	-	-	1	1	-	1	-	-	-
New Zealand	-	-	-	-	-	-	-	-	-	-	1	1	-
Papua New Guinea	1	-	-	1	-	-	1	-	-	1	1	1	-
North America	n/a	n/a	n/a	n/a	n/a	n/a	n/a	n/a	n/a	n/a	n/a	n/a	n/a
Canada	1	-	-	-	-	-	-	-	-	-	-	-	-
Mexico	4	-	1	3	-	-	2	1	-	2	-	-	-
United States	-	-	-	3	-	-	2	-	1	1	1	1	-
South America	n/a	n/a	n/a	n/a	n/a	n/a	n/a	n/a	n/a	n/a	n/a	n/a	n/a
Chile	2	-	1	3	-	-	1	1	-	1	-	-	-
Peru	2	-	-	-	-	-	-	-	-	-	1	1	-
<b>D. Number of APEC projects by sponsoring APEC forum</b>													
Self-Funded	-	-	-	1	-	-	1	1	-	-	-	-	-
SOM Steering Committee on Economic and Technical Cooperation (SCE)	-	-	-	-	-	-	-	-	-	-	-	-	-
Agricultural Technical Cooperation Working Group (ATCWG)	-	-	-	-	-	-	-	-	-	-	-	-	-
Anti-Corruption and Transparency Experts' Working Group (ACTWG)	-	-	-	-	-	-	-	-	-	-	-	-	-
Counter-Terrorism Working Group (CTWG)	-	-	-	-	-	-	-	-	-	-	-	-	-
Emergency Preparedness Working Group (EPWG)	-	-	-	-	-	-	-	-	-	-	-	-	-
Energy Working Group (EWG)	-	-	-	-	-	-	-	-	-	-	-	-	-
Experts Group on Illegal Logging and Associated Trade (EGILAT)	-	-	-	-	-	-	-	-	-	-	-	-	-
Health Working Group (HWG)	-	-	-	-	-	-	-	-	-	-	-	-	-
Human Resource Development Working Group (HRDWG)	-	-	-	-	-	-	-	-	-	-	-	-	-
Oceans and Fisheries Working Group (OFWG)	-	-	-	-	-	-	-	-	-	-	-	-	-
Policy Partnership on Food Security (PPFS)	-	-	-	-	-	-	-	-	-	-	-	-	-

Category	PA1	PA1.a	PA1.b	PA2	PA2.a	PA2.b	PA3	PA3.a	PA3.b	PA3.c	PA4	PA4.a	PA4.b
Policy Partnership on Science, Technology and Innovation (PPSTI)	-	-	-	-	-	-	-	-	-	-	-	-	-
Policy Partnership for Women and the Economy (PPWE)	-	-	-	-	-	-	-	-	-	-	-	-	-
Small and Medium Enterprises Working Group (SMEWG)	-	-	-	-	-	-	-	-	-	-	-	-	-
Telecommunications and Information Working Group (TELWG)	-	-	-	-	-	-	-	-	-	-	-	-	-
Tourism Working Group (TWG)	-	-	-	-	-	-	-	-	-	-	-	-	-
Transportation Working Group (TPTWG)	-	-	-	-	-	-	-	-	-	-	-	-	-
SCE, No Working Group Specified	-	-	-	-	-	-	-	-	-	-	-	-	-
Committee on Trade and Investment (CTI)	-	-	-	1	-	-	1	1	-	-	-	-	-
Business Mobility Group (BMG)	-	-	-	-	-	-	-	-	-	-	-	-	-
Digital Economy Steering Group (DESG)	-	-	-	-	-	-	-	-	-	-	-	-	-
Electronic Commerce Steering Group (ECSG)	-	-	-	-	-	-	-	-	-	-	-	-	-
Group on Services (GOS)	-	-	-	-	-	-	1	1	-	-	-	-	-
Intellectual Property Rights Experts Group (IPEG)	-	-	-	-	-	-	-	-	-	-	-	-	-
Investment Experts' Group (IEG)	-	-	-	-	-	-	-	-	-	-	-	-	-
Market Access Group (MAG)	-	-	-	-	-	-	-	-	-	-	-	-	-
Sub-Committee on Standards and Conformance (SCSC)	-	-	-	-	-	-	-	-	-	-	-	-	-
Sub-Committee on Customs Procedures (SCCP)	-	-	-	-	-	-	-	-	-	-	-	-	-
Automotive Dialogue (AD)	-	-	-	-	-	-	-	-	-	-	-	-	-
Chemical Dialogue (CD)	-	-	-	1	-	-	-	-	-	-	-	-	-
Life Sciences Innovation Forum (LSIF)	-	-	-	-	-	-	-	-	-	-	-	-	-

Category	PA1	PA1.a	PA1.b	PA2	PA2.a	PA2.b	PA3	PA3.a	PA3.b	PA3.c	PA4	PA4.a	PA4.b
High Level Policy Dialogue on Agricultural Biotechnology (HLPDAB)	-	-	-	-	-	-	-	-	-	-	-	-	-
CTI, No Working Group or Dialogue Specified	-	-	-	-	-	-	-	-	-	-	-	-	-
Senior Finance Officials' Meeting (SFOM)	-	-	-	-	-	-	-	-	-	-	-	-	-
Finance Ministers Process (FMP)	-	-	-	-	-	-	-	-	-	-	-	-	-
Economic Committee (EC)	-	-	-	-	-	-	-	-	-	-	-	-	-
Competition Policy and Law Group (CPLG)	-	-	-	-	-	-	-	-	-	-	-	-	-
Mining Task Force (MTF)	-	-	-	-	-	-	-	-	-	-	-	-	-
EC, No Working Group Specified	-	-	-	-	-	-	-	-	-	-	-	-	-
Others	-	-	-	-	-	-	-	-	-	-	-	-	-
Ad Hoc Group on Economic Trends and Issues (ETI)	-	-	-	-	-	-	-	-	-	-	-	-	-
Group of Friends on Disability (GoFD)	-	-	-	-	-	-	-	-	-	-	-	-	-
APEC-Funded	5	-	1	5	-	-	3	1	1	2	1	1	-
SOM Steering Committee on Economic and Technical Cooperation (SCE)	3	-	-	2	-	-	-	-	-	-	-	-	-
Agricultural Technical Cooperation Working Group (ATCWG)	-	-	-	-	-	-	-	-	-	-	-	-	-
Anti-Corruption and Transparency Experts' Working Group (ACTWG)	-	-	-	-	-	-	-	-	-	-	-	-	-
Counter-Terrorism Working Group (CTWG)	-	-	-	-	-	-	-	-	-	-	-	-	-
Emergency Preparedness Working Group (EPWG)	-	-	-	-	-	-	-	-	-	-	-	-	-
Energy Working Group (EWG)	-	-	-	-	-	-	-	-	-	-	-	-	-
Experts Group on Illegal Logging and Associated Trade (EGILAT)	-	-	-	-	-	-	-	-	-	-	-	-	-
Health Working Group (HWG)	-	-	-	-	-	-	-	-	-	-	-	-	-

Category	PA1	PA1.a	PA1.b	PA2	PA2.a	PA2.b	PA3	PA3.a	PA3.b	PA3.c	PA4	PA4.a	PA4.b
Human Resource Development Working Group (HRDWG)	-	-	-	-	-	-	-	-	-	-	-	-	-
Oceans and Fisheries Working Group (OFWG)	-	-	-	-	-	-	-	-	-	-	-	-	-
Policy Partnership on Food Security (PPFS)	-	-	-	-	-	-	-	-	-	-	-	-	-
Policy Partnership on Science, Technology and Innovation (PPSTI)	-	-	-	-	-	-	-	-	-	-	-	-	-
Policy Partnership for Women and the Economy (PPWE)	-	-	-	-	-	-	-	-	-	-	-	-	-
Small and Medium Enterprises Working Group (SMEWG)	3	-	-	2	-	-	-	-	-	-	-	-	-
Telecommunications and Information Working Group (TELWG)	-	-	-	-	-	-	-	-	-	-	-	-	-
Tourism Working Group (TWG)	-	-	-	-	-	-	-	-	-	-	-	-	-
Transportation Working Group (TPTWG)	-	-	-	-	-	-	-	-	-	-	-	-	-
SCE, No Working Group Specified	-	-	-	-	-	-	-	-	-	-	-	-	-
Committee on Trade and Investment (CTI)	2	-	1	3	-	-	3	1	1	2	1	1	-
Business Mobility Group (BMG)	-	-	-	-	-	-	-	-	-	-	-	-	-
Digital Economy Steering Group (DESG)	-	-	-	-	-	-	-	-	-	-	-	-	-
Electronic Commerce Steering Group (ECSG)	-	-	-	-	-	-	-	-	-	-	-	-	-
Group on Services (GOS)	-	-	-	-	-	-	-	-	-	-	-	-	-
Intellectual Property Rights Experts Group (IPEG)	-	-	-	-	-	-	1	-	1	-	-	-	-
Investment Experts' Group (IEG)	-	-	-	-	-	-	-	-	-	-	-	-	-
Market Access Group (MAG)	-	-	-	-	-	-	-	-	-	-	-	-	-
Sub-Committee on Standards and Conformance (SCSC)	1	-	1	2	-	-	2	1	-	2	-	-	-
Sub-Committee on Customs Procedures (SCCP)	-	-	-	1	-	-	-	-	-	-	1	1	-
Automotive Dialogue (AD)	-	-	-	-	-	-	-	-	-	-	-	-	-

Category	PA1	PA1.a	PA1.b	PA2	PA2.a	PA2.b	PA3	PA3.a	PA3.b	PA3.c	PA4	PA4.a	PA4.b
Chemical Dialogue (CD)	-	-	-	-	-	-	-	-	-	-	-	-	-
Life Sciences Innovation Forum (LSIF)	-	-	-	-	-	-	-	-	-	-	-	-	-
High Level Policy Dialogue on Agricultural Biotechnology (HLPDAB)	-	-	-	-	-	-	-	-	-	-	-	-	-
CTI, No Working Group or Dialogue Specified	1	-	-	-	-	-	-	-	-	-	-	-	-
Senior Finance Officials' Meeting (SFOM)	-	-	-	-	-	-	-	-	-	-	-	-	-
Finance Ministers Process (FMP)	-	-	-	-	-	-	-	-	-	-	-	-	-
Economic Committee (EC)	-	-	-	-	-	-	-	-	-	-	-	-	-
Competition Policy and Law Group (CPLG)	-	-	-	-	-	-	-	-	-	-	-	-	-
Mining Task Force (MTF)	-	-	-	-	-	-	-	-	-	-	-	-	-
EC, No Working Group Specified	-	-	-	-	-	-	-	-	-	-	-	-	-
Others	-	-	-	-	-	-	-	-	-	-	-	-	-
Ad Hoc Group on Economic Trends and Issues (ETI)	-	-	-	-	-	-	-	-	-	-	-	-	-
Group of Friends on Disability (GoFD)	-	-	-	-	-	-	-	-	-	-	-	-	-
<b>E. Average value of self-funded APEC projects by sponsoring APEC forum, USD</b>													
Self-Funded	.	.	.	80,000	.	.	200,000	200,000	.	.	.	.	.
SOM Steering Committee on Economic and Technical Cooperation (SCE)	.	.	.	.	.	.	.	.	.	.	.	.	.
Agricultural Technical Cooperation Working Group (ATCWG)	.	.	.	.	.	.	.	.	.	.	.	.	.
Anti-Corruption and Transparency Experts' Working Group (ACTWG)	.	.	.	.	.	.	.	.	.	.	.	.	.
Counter-Terrorism Working Group (CTWG)	.	.	.	.	.	.	.	.	.	.	.	.	.
Emergency Preparedness Working Group (EPWG)	.	.	.	.	.	.	.	.	.	.	.	.	.
Energy Working Group (EWG)	.	.	.	.	.	.	.	.	.	.	.	.	.

Category	PA1	PA1.a	PA1.b	PA2	PA2.a	PA2.b	PA3	PA3.a	PA3.b	PA3.c	PA4	PA4.a	PA4.b
Experts Group on Illegal Logging and Associated Trade (EGILAT)	.	.	.	.	.	.	.	.	.	.	.	.	.
Health Working Group (HWG)	.	.	.	.	.	.	.	.	.	.	.	.	.
Human Resource Development Working Group (HRDWG)	.	.	.	.	.	.	.	.	.	.	.	.	.
Oceans and Fisheries Working Group (OFWG)	.	.	.	.	.	.	.	.	.	.	.	.	.
Policy Partnership on Food Security (PPFS)	.	.	.	.	.	.	.	.	.	.	.	.	.
Policy Partnership on Science, Technology and Innovation (PPSTI)	.	.	.	.	.	.	.	.	.	.	.	.	.
Policy Partnership for Women and the Economy (PPWE)	.	.	.	.	.	.	.	.	.	.	.	.	.
Small and Medium Enterprises Working Group (SMEWG)	.	.	.	.	.	.	.	.	.	.	.	.	.
Telecommunications and Information Working Group (TELWG)	.	.	.	.	.	.	.	.	.	.	.	.	.
Tourism Working Group (TWG)	.	.	.	.	.	.	.	.	.	.	.	.	.
Transportation Working Group (TPTWG)	.	.	.	.	.	.	.	.	.	.	.	.	.
SCE, No Working Group Specified	.	.	.	.	.	.	.	.	.	.	.	.	.
Committee on Trade and Investment (CTI)	.	.	.	80,000	.	.	200,000	200,000	.	.	.	.	.
Business Mobility Group (BMG)	.	.	.	.	.	.	.	.	.	.	.	.	.
Digital Economy Steering Group (DESG)	.	.	.	.	.	.	.	.	.	.	.	.	.
Electronic Commerce Steering Group (ECSG)	.	.	.	.	.	.	.	.	.	.	.	.	.
Group on Services (GOS)	.	.	.	.	.	.	200,000	200,000	.	.	.	.	.
Intellectual Property Rights Experts Group (IPEG)	.	.	.	.	.	.	.	.	.	.	.	.	.
Investment Experts' Group (IEG)	.	.	.	.	.	.	.	.	.	.	.	.	.
Market Access Group (MAG)	.	.	.	.	.	.	.	.	.	.	.	.	.

Category	PA1	PA1.a	PA1.b	PA2	PA2.a	PA2.b	PA3	PA3.a	PA3.b	PA3.c	PA4	PA4.a	PA4.b
Sub-Committee on Standards and Conformance (SCSC)	.	.	.	.	.	.	.	.	.	.	.	.	.
Sub-Committee on Customs Procedures (SCCP)	.	.	.	.	.	.	.	.	.	.	.	.	.
Automotive Dialogue (AD)	.	.	.	.	.	.	.	.	.	.	.	.	.
Chemical Dialogue (CD)	.	.	.	80,000	.	.	.	.	.	.	.	.	.
Life Sciences Innovation Forum (LSIF)	.	.	.	.	.	.	.	.	.	.	.	.	.
High Level Policy Dialogue on Agricultural Biotechnology (HLPDAB)	.	.	.	.	.	.	.	.	.	.	.	.	.
CTI, No Working Group or Dialogue Specified	.	.	.	.	.	.	.	.	.	.	.	.	.
Senior Finance Officials' Meeting (SFOM)	.	.	.	.	.	.	.	.	.	.	.	.	.
Finance Ministers Process (FMP)	.	.	.	.	.	.	.	.	.	.	.	.	.
Economic Committee (EC)	.	.	.	.	.	.	.	.	.	.	.	.	.
Competition Policy and Law Group (CPLG)	.	.	.	.	.	.	.	.	.	.	.	.	.
Mining Task Force (MTF)	.	.	.	.	.	.	.	.	.	.	.	.	.
EC, No Working Group Specified	.	.	.	.	.	.	.	.	.	.	.	.	.
Others	.	.	.	.	.	.	.	.	.	.	.	.	.
Ad Hoc Group on Economic Trends and Issues (ETI)	.	.	.	.	.	.	.	.	.	.	.	.	.
Group of Friends on Disability (GoFD)	.	.	.	.	.	.	.	.	.	.	.	.	.
<b>F. Average APEC funding of APEC-funded projects by sponsoring APEC forum, USD (% share to average value)</b>													
APEC-Funded	103,829 (79.8)	.	99,147 (85.4)	104,651 (81.4)	.	.	95,311 (78.2)	99,147 (85.4)	89,000 (84.8)	98,467 (75.6)	130,137 (50.3)	130,137 (50.3)	.
SOM Steering Committee on Economic and Technical Cooperation (SCE)	106,666 (79.1)	.	.	105,000 (79.0)	.	.	.	.	.	.	.	.	.
Agricultural Technical Cooperation Working Group (ATCWG)	.	.	.	.	.	.	.	.	.	.	.	.	.
Anti-Corruption and Transparency Experts' Working Group (ACTWG)	.	.	.	.	.	.	.	.	.	.	.	.	.

Category	PA1	PA1.a	PA1.b	PA2	PA2.a	PA2.b	PA3	PA3.a	PA3.b	PA3.c	PA4	PA4.a	PA4.b
Counter-Terrorism Working Group (CTWG)	.	.	.	.	.	.	.	.	.	.	.	.	.
Emergency Preparedness Working Group (EPWG)	.	.	.	.	.	.	.	.	.	.	.	.	.
Energy Working Group (EWG)	.	.	.	.	.	.	.	.	.	.	.	.	.
Experts Group on Illegal Logging and Associated Trade (EGILAT)	.	.	.	.	.	.	.	.	.	.	.	.	.
Health Working Group (HWG)	.	.	.	.	.	.	.	.	.	.	.	.	.
Human Resource Development Working Group (HRDWG)	.	.	.	.	.	.	.	.	.	.	.	.	.
Oceans and Fisheries Working Group (OFWG)	.	.	.	.	.	.	.	.	.	.	.	.	.
Policy Partnership on Food Security (PPFS)	.	.	.	.	.	.	.	.	.	.	.	.	.
Policy Partnership on Science, Technology and Innovation (PPSTI)	.	.	.	.	.	.	.	.	.	.	.	.	.
Policy Partnership for Women and the Economy (PPWE)	.	.	.	.	.	.	.	.	.	.	.	.	.
Small and Medium Enterprises Working Group (SMEWG)	106,666 (79.1)	.	.	105,000 (79.0)	.	.	.	.	.	.	.	.	.
Telecommunications and Information Working Group (TELWG)	.	.	.	.	.	.	.	.	.	.	.	.	.
Tourism Working Group (TWG)	.	.	.	.	.	.	.	.	.	.	.	.	.
Transportation Working Group (TPTWG)	.	.	.	.	.	.	.	.	.	.	.	.	.
SCE, No Working Group Specified	.	.	.	.	.	.	.	.	.	.	.	.	.
Committee on Trade and Investment (CTI)	99,574 (80.7)	.	99,147 (85.4)	104,418 (83.1)	.	.	95,311 (78.2)	99,147 (85.4)	89,000 (84.8)	98,467 (75.6)	130,137 (50.3)	130,137 (50.3)	.
Business Mobility Group (BMG)	.	.	.	.	.	.	.	.	.	.	.	.	.
Digital Economy Steering Group (DESG)	.	.	.	.	.	.	.	.	.	.	.	.	.
Electronic Commerce Steering Group (ECSG)	.	.	.	.	.	.	.	.	.	.	.	.	.



Category	PA1	PA1.a	PA1.b	PA2	PA2.a	PA2.b	PA3	PA3.a	PA3.b	PA3.c	PA4	PA4.a	PA4.b
Group on Services (GOS)	.	.	.	.	.	.	.	.	.	.	.	.	.
Intellectual Property Rights Experts Group (IPEG)	.	.	.	.	.	.	89,000 (84.8)	.	89,000 (84.8)	.	.	.	.
Investment Experts' Group (IEG)	.	.	.	.	.	.	.	.	.	.	.	.	.
Market Access Group (MAG)	.	.	.	.	.	.	.	.	.	.	.	.	.
Sub-Committee on Standards and Conformance (SCSC)	99,147 (85.4)	.	99,147 (85.4)	98,467 (75.6)	.	.	98,467 (75.6)	99,147 (85.4)	.	98,467 (75.6)	.	.	.
Sub-Committee on Customs Procedures (SCCP)	.	.	.	116,320 (100.0)	.	.	.	.	.	.	130,137 (50.3)	130,137 (50.3)	.
Automotive Dialogue (AD)	.	.	.	.	.	.	.	.	.	.	.	.	.
Chemical Dialogue (CD)	.	.	.	.	.	.	.	.	.	.	.	.	.
Life Sciences Innovation Forum (LSIF)	.	.	.	.	.	.	.	.	.	.	.	.	.
High Level Policy Dialogue on Agricultural Biotechnology (HLPDAB)	.	.	.	.	.	.	.	.	.	.	.	.	.
CTI, No Working Group or Dialogue Specified	100,000 (76.6)	.	.	.	.	.	.	.	.	.	.	.	.
Senior Finance Officials' Meeting (SFOM)	.	.	.	.	.	.	.	.	.	.	.	.	.
Finance Ministers Process (FMP)	.	.	.	.	.	.	.	.	.	.	.	.	.
Economic Committee (EC)	.	.	.	.	.	.	.	.	.	.	.	.	.
Competition Policy and Law Group (CPLG)	.	.	.	.	.	.	.	.	.	.	.	.	.
Mining Task Force (MTF)	.	.	.	.	.	.	.	.	.	.	.	.	.
EC, No Working Group Specified	.	.	.	.	.	.	.	.	.	.	.	.	.
Others	.	.	.	.	.	.	.	.	.	.	.	.	.
Ad Hoc Group on Economic Trends and Issues (ETI)	.	.	.	.	.	.	.	.	.	.	.	.	.
Group of Friends on Disability (GoFD)	.	.	.	.	.	.	.	.	.	.	.	.	.
<b>G. Average value of self-funded APEC projects by proposing economy, USD</b>													
Projects with singular proponents	.	.	.	80,000	.	.	200,000	200,000	.	.	.	.	.
East Asia	.	.	.	.	.	.	.	.	.	.	.	.	.
China	.	.	.	.	.	.	.	.	.	.	.	.	.
Chinese Taipei	.	.	.	.	.	.	.	.	.	.	.	.	.
Hong Kong, China	.	.	.	.	.	.	.	.	.	.	.	.	.

Category	PA1	PA1.a	PA1.b	PA2	PA2.a	PA2.b	PA3	PA3.a	PA3.b	PA3.c	PA4	PA4.a	PA4.b
Japan	.	.	.	.	.	.	.	.	.	.	.	.	.
Korea	.	.	.	.	.	.	.	.	.	.	.	.	.
Southeast Asia	.	.	.	.	.	.	.	.	.	.	.	.	.
Brunei Darussalam	.	.	.	.	.	.	.	.	.	.	.	.	.
Indonesia	.	.	.	.	.	.	.	.	.	.	.	.	.
Malaysia	.	.	.	.	.	.	.	.	.	.	.	.	.
Philippines	.	.	.	.	.	.	.	.	.	.	.	.	.
Singapore	.	.	.	.	.	.	.	.	.	.	.	.	.
Thailand	.	.	.	.	.	.	.	.	.	.	.	.	.
Viet Nam	.	.	.	.	.	.	.	.	.	.	.	.	.
Other Asia	.	.	.	.	.	.	.	.	.	.	.	.	.
Russia	.	.	.	.	.	.	.	.	.	.	.	.	.
Oceania	.	.	.	.	.	.	200,000	200,000	.	.	.	.	.
Australia	.	.	.	.	.	.	200,000	200,000	.	.	.	.	.
New Zealand	.	.	.	.	.	.	.	.	.	.	.	.	.
Papua New Guinea	.	.	.	.	.	.	.	.	.	.	.	.	.
North America	.	.	.	80,000	.	.	.	.	.	.	.	.	.
Canada	.	.	.	.	.	.	.	.	.	.	.	.	.
Mexico	.	.	.	80,000	.	.	.	.	.	.	.	.	.
United States	.	.	.	.	.	.	.	.	.	.	.	.	.
South America	.	.	.	.	.	.	.	.	.	.	.	.	.
Chile	.	.	.	.	.	.	.	.	.	.	.	.	.
Peru	.	.	.	.	.	.	.	.	.	.	.	.	.
Projects with multiple proponents	.	.	.	.	.	.	.	.	.	.	.	.	.
<b>H. Average APEC funding of APEC-funded projects by proposing economy, USD (% share to average value)</b>													
Projects with singular proponents	103,829 (79.8)	.	99,147 (85.4)	106,367 (85.4)	.	.	94,074 (85.1)	99,147 (85.4)	89,000 (84.8)	99,147 (85.4)	.	.	.
East Asia	.	.	.	.	.	.	89,000 (84.8)	.	89,000 (84.8)	.	.	.	.
China	.	.	.	.	.	.	.	.	.	.	.	.	.
Chinese Taipei	.	.	.	.	.	.	89,000 (84.8)	.	89,000 (84.8)	.	.	.	.
Hong Kong, China	.	.	.	.	.	.	.	.	.	.	.	.	.
Japan	.	.	.	.	.	.	.	.	.	.	.	.	.
Korea	.	.	.	.	.	.	.	.	.	.	.	.	.
Southeast Asia	105,000 (78.5)	.	.	105,000 (79.0)	.	.	.	.	.	.	.	.	.
Brunei Darussalam	.	.	.	.	.	.	.	.	.	.	.	.	.
Indonesia	.	.	.	.	.	.	.	.	.	.	.	.	.
Malaysia	.	.	.	.	.	.	.	.	.	.	.	.	.

Category	PA1	PA1.a	PA1.b	PA2	PA2.a	PA2.b	PA3	PA3.a	PA3.b	PA3.c	PA4	PA4.a	PA4.b
Philippines	.	.	.	.	.	.	.	.	.	.	.	.	.
Singapore	.	.	.	.	.	.	.	.	.	.	.	.	.
Thailand	.	.	.	.	.	.	.	.	.	.	.	.	.
Viet Nam	105,000 (78.5)	.	.	105,000 (79.0)	.	.	.	.	.	.	.	.	.
Other Asia	.	.	.	.	.	.	.	.	.	.	.	.	.
Russia	.	.	.	.	.	.	.	.	.	.	.	.	.
Oceania	.	.	.	.	.	.	.	.	.	.	.	.	.
Australia	.	.	.	.	.	.	.	.	.	.	.	.	.
New Zealand	.	.	.	.	.	.	.	.	.	.	.	.	.
Papua New Guinea	.	.	.	.	.	.	.	.	.	.	.	.	.
North America	.	.	.	.	.	.	.	.	.	.	.	.	.
Canada	.	.	.	.	.	.	.	.	.	.	.	.	.
Mexico	.	.	.	.	.	.	.	.	.	.	.	.	.
United States	.	.	.	.	.	.	.	.	.	.	.	.	.
South America	99,147 (85.4)	.	99,147 (85.4)	107,734 (92.7)	.	.	99,147 (85.4)	99,147 (85.4)	.	99,147 (85.4)	.	.	.
Chile	.	.	.	.	.	.	.	.	.	.	.	.	.
Peru	99,147 (85.4)	.	99,147 (85.4)	107,734 (92.7)	.	.	99,147 (85.4)	99,147 (85.4)	.	99,147 (85.4)	.	.	.
Projects with multiple proponents	.	.	.	97,787 (67.6)	.	.	97,787 (67.6)	.	.	97,787 (67.6)	130,137 (50.3)	130,137 (50.3)	.
<b>I. Average duration of APEC projects by sponsoring APEC forum, days</b>													
Self-Funded	.	.	.	92	.	.	126	126	.	.	.	.	.
SOM Steering Committee on Economic and Technical Cooperation (SCE)	.	.	.	.	.	.	.	.	.	.	.	.	.
Agricultural Technical Cooperation Working Group (ATCWG)	.	.	.	.	.	.	.	.	.	.	.	.	.
Anti-Corruption and Transparency Experts' Working Group (ACTWG)	.	.	.	.	.	.	.	.	.	.	.	.	.
Counter-Terrorism Working Group (CTWG)	.	.	.	.	.	.	.	.	.	.	.	.	.
Emergency Preparedness Working Group (EPWG)	.	.	.	.	.	.	.	.	.	.	.	.	.
Energy Working Group (EWG)	.	.	.	.	.	.	.	.	.	.	.	.	.

Category	PA1	PA1.a	PA1.b	PA2	PA2.a	PA2.b	PA3	PA3.a	PA3.b	PA3.c	PA4	PA4.a	PA4.b
Experts Group on Illegal Logging and Associated Trade (EGILAT)	.	.	.	.	.	.	.	.	.	.	.	.	.
Health Working Group (HWG)	.	.	.	.	.	.	.	.	.	.	.	.	.
Human Resource Development Working Group (HRDWG)	.	.	.	.	.	.	.	.	.	.	.	.	.
Oceans and Fisheries Working Group (OFWG)	.	.	.	.	.	.	.	.	.	.	.	.	.
Policy Partnership on Food Security (PPFS)	.	.	.	.	.	.	.	.	.	.	.	.	.
Policy Partnership on Science, Technology and Innovation (PPSTI)	.	.	.	.	.	.	.	.	.	.	.	.	.
Policy Partnership for Women and the Economy (PPWE)	.	.	.	.	.	.	.	.	.	.	.	.	.
Small and Medium Enterprises Working Group (SMEWG)	.	.	.	.	.	.	.	.	.	.	.	.	.
Telecommunications and Information Working Group (TELWG)	.	.	.	.	.	.	.	.	.	.	.	.	.
Tourism Working Group (TWG)	.	.	.	.	.	.	.	.	.	.	.	.	.
Transportation Working Group (TPTWG)	.	.	.	.	.	.	.	.	.	.	.	.	.
SCE, No Working Group Specified	.	.	.	.	.	.	.	.	.	.	.	.	.
Committee on Trade and Investment (CTI)	.	.	.	92	.	.	126	126	.	.	.	.	.
Business Mobility Group (BMG)	.	.	.	.	.	.	.	.	.	.	.	.	.
Digital Economy Steering Group (DESG)	.	.	.	.	.	.	.	.	.	.	.	.	.
Electronic Commerce Steering Group (ECSG)	.	.	.	.	.	.	.	.	.	.	.	.	.
Group on Services (GOS)	.	.	.	.	.	.	126	126	.	.	.	.	.
Intellectual Property Rights Experts Group (IPEG)	.	.	.	.	.	.	.	.	.	.	.	.	.

Category	PA1	PA1.a	PA1.b	PA2	PA2.a	PA2.b	PA3	PA3.a	PA3.b	PA3.c	PA4	PA4.a	PA4.b
Investment Experts' Group (IEG)	.	.	.	.	.	.	.	.	.	.	.	.	.
Market Access Group (MAG)	.	.	.	.	.	.	.	.	.	.	.	.	.
Sub-Committee on Standards and Conformance (SCSC)	.	.	.	.	.	.	.	.	.	.	.	.	.
Sub-Committee on Customs Procedures (SCCP)	.	.	.	.	.	.	.	.	.	.	.	.	.
Automotive Dialogue (AD)	.	.	.	.	.	.	.	.	.	.	.	.	.
Chemical Dialogue (CD)	.	.	.	92	.	.	.	.	.	.	.	.	.
Life Sciences Innovation Forum (LSIF)	.	.	.	.	.	.	.	.	.	.	.	.	.
High Level Policy Dialogue on Agricultural Biotechnology (HLPDAB)	.	.	.	.	.	.	.	.	.	.	.	.	.
CTI, No Working Group or Dialogue Specified	.	.	.	.	.	.	.	.	.	.	.	.	.
Senior Finance Officials' Meeting (SFOM)	.	.	.	.	.	.	.	.	.	.	.	.	.
Finance Ministers Process (FMP)	.	.	.	.	.	.	.	.	.	.	.	.	.
Economic Committee (EC)	.	.	.	.	.	.	.	.	.	.	.	.	.
Competition Policy and Law Group (CPLG)	.	.	.	.	.	.	.	.	.	.	.	.	.
Mining Task Force (MTF)	.	.	.	.	.	.	.	.	.	.	.	.	.
EC, No Working Group Specified	.	.	.	.	.	.	.	.	.	.	.	.	.
Others	.	.	.	.	.	.	.	.	.	.	.	.	.
Ad Hoc Group on Economic Trends and Issues (ETI)	.	.	.	.	.	.	.	.	.	.	.	.	.
Group of Friends on Disability (GoFD)	.	.	.	.	.	.	.	.	.	.	.	.	.
APEC-Funded	365	.	366	426	.	.	437	366	396	458	550	550	.
SOM Steering Committee on Economic and Technical Cooperation (SCE)	355	.	.	441	.	.	.	.	.	.	.	.	.
Agricultural Technical Cooperation Working Group (ATCWG)	.	.	.	.	.	.	.	.	.	.	.	.	.
Anti-Corruption and Transparency Experts' Working Group (ACTWG)	.	.	.	.	.	.	.	.	.	.	.	.	.

Category	PA1	PA1.a	PA1.b	PA2	PA2.a	PA2.b	PA3	PA3.a	PA3.b	PA3.c	PA4	PA4.a	PA4.b
Counter-Terrorism Working Group (CTWG)	.	.	.	.	.	.	.	.	.	.	.	.	.
Emergency Preparedness Working Group (EPWG)	.	.	.	.	.	.	.	.	.	.	.	.	.
Energy Working Group (EWG)	.	.	.	.	.	.	.	.	.	.	.	.	.
Experts Group on Illegal Logging and Associated Trade (EGILAT)	.	.	.	.	.	.	.	.	.	.	.	.	.
Health Working Group (HWG)	.	.	.	.	.	.	.	.	.	.	.	.	.
Human Resource Development Working Group (HRDWG)	.	.	.	.	.	.	.	.	.	.	.	.	.
Oceans and Fisheries Working Group (OFWG)	.	.	.	.	.	.	.	.	.	.	.	.	.
Policy Partnership on Food Security (PPFS)	.	.	.	.	.	.	.	.	.	.	.	.	.
Policy Partnership on Science, Technology and Innovation (PPSTI)	.	.	.	.	.	.	.	.	.	.	.	.	.
Policy Partnership for Women and the Economy (PPWE)	.	.	.	.	.	.	.	.	.	.	.	.	.
Small and Medium Enterprises Working Group (SMEWG)	355	.	.	441	.	.	.	.	.	.	.	.	.
Telecommunications and Information Working Group (TELWG)	.	.	.	.	.	.	.	.	.	.	.	.	.
Tourism Working Group (TWG)	.	.	.	.	.	.	.	.	.	.	.	.	.
Transportation Working Group (TPTWG)	.	.	.	.	.	.	.	.	.	.	.	.	.
SCE, No Working Group Specified	.	.	.	.	.	.	.	.	.	.	.	.	.
Committee on Trade and Investment (CTI)	381	.	366	417	.	.	437	366	396	458	550	550	.
Business Mobility Group (BMG)	.	.	.	.	.	.	.	.	.	.	.	.	.
Digital Economy Steering Group (DESG)	.	.	.	.	.	.	.	.	.	.	.	.	.
Electronic Commerce Steering Group (ECSG)	.	.	.	.	.	.	.	.	.	.	.	.	.

Category	PA1	PA1.a	PA1.b	PA2	PA2.a	PA2.b	PA3	PA3.a	PA3.b	PA3.c	PA4	PA4.a	PA4.b
Group on Services (GOS)	.	.	.	.	.	.	.	.	.	.	.	.	.
Intellectual Property Rights Experts Group (IPEG)	.	.	.	.	.	.	396	.	396	.	.	.	.
Investment Experts' Group (IEG)	.	.	.	.	.	.	.	.	.	.	.	.	.
Market Access Group (MAG)	.	.	.	.	.	.	.	.	.	.	.	.	.
Sub-Committee on Standards and Conformance (SCSC)	366	.	366	458	.	.	458	366	.	458	.	.	.
Sub-Committee on Customs Procedures (SCCP)	.	.	.	335	.	.	.	.	.	.	550	550	.
Automotive Dialogue (AD)	.	.	.	.	.	.	.	.	.	.	.	.	.
Chemical Dialogue (CD)	.	.	.	.	.	.	.	.	.	.	.	.	.
Life Sciences Innovation Forum (LSIF)	.	.	.	.	.	.	.	.	.	.	.	.	.
High Level Policy Dialogue on Agricultural Biotechnology (HLPDAB)	.	.	.	.	.	.	.	.	.	.	.	.	.
CTI, No Working Group or Dialogue Specified	395	.	.	.	.	.	.	.	.	.	.	.	.
Senior Finance Officials' Meeting (SFOM)	.	.	.	.	.	.	.	.	.	.	.	.	.
Finance Ministers Process (FMP)	.	.	.	.	.	.	.	.	.	.	.	.	.
Economic Committee (EC)	.	.	.	.	.	.	.	.	.	.	.	.	.
Competition Policy and Law Group (CPLG)	.	.	.	.	.	.	.	.	.	.	.	.	.
Mining Task Force (MTF)	.	.	.	.	.	.	.	.	.	.	.	.	.
EC, No Working Group Specified	.	.	.	.	.	.	.	.	.	.	.	.	.
Others	.	.	.	.	.	.	.	.	.	.	.	.	.
Ad Hoc Group on Economic Trends and Issues (ETI)	.	.	.	.	.	.	.	.	.	.	.	.	.
Group of Friends on Disability (GoFD)	.	.	.	.	.	.	.	.	.	.	.	.	.
<b>J. Average duration of APEC projects by proposing economy, days</b>													
Self-Funded	.	.	.	92	.	.	126	126	.	.	.	.	.
Projects with singular proponents	.	.	.	92	.	.	126	126	.	.	.	.	.
East Asia	.	.	.	.	.	.	.	.	.	.	.	.	.
China	.	.	.	.	.	.	.	.	.	.	.	.	.
Chinese Taipei	.	.	.	.	.	.	.	.	.	.	.	.	.
Hong Kong, China	.	.	.	.	.	.	.	.	.	.	.	.	.

Category	PA1	PA1.a	PA1.b	PA2	PA2.a	PA2.b	PA3	PA3.a	PA3.b	PA3.c	PA4	PA4.a	PA4.b
Japan	.	.	.	.	.	.	.	.	.	.	.	.	.
Korea	.	.	.	.	.	.	.	.	.	.	.	.	.
Southeast Asia	.	.	.	.	.	.	.	.	.	.	.	.	.
Brunei Darussalam	.	.	.	.	.	.	.	.	.	.	.	.	.
Indonesia	.	.	.	.	.	.	.	.	.	.	.	.	.
Malaysia	.	.	.	.	.	.	.	.	.	.	.	.	.
Philippines	.	.	.	.	.	.	.	.	.	.	.	.	.
Singapore	.	.	.	.	.	.	.	.	.	.	.	.	.
Thailand	.	.	.	.	.	.	.	.	.	.	.	.	.
Viet Nam	.	.	.	.	.	.	.	.	.	.	.	.	.
Other Asia	.	.	.	.	.	.	.	.	.	.	.	.	.
Russia	.	.	.	.	.	.	.	.	.	.	.	.	.
Oceania	.	.	.	.	.	.	126	126	.	.	.	.	.
Australia	.	.	.	.	.	.	126	126	.	.	.	.	.
New Zealand	.	.	.	.	.	.	.	.	.	.	.	.	.
Papua New Guinea	.	.	.	.	.	.	.	.	.	.	.	.	.
North America	.	.	.	92	.	.	.	.	.	.	.	.	.
Canada	.	.	.	.	.	.	.	.	.	.	.	.	.
Mexico	.	.	.	92	.	.	.	.	.	.	.	.	.
United States	.	.	.	.	.	.	.	.	.	.	.	.	.
South America	.	.	.	.	.	.	.	.	.	.	.	.	.
Chile	.	.	.	.	.	.	.	.	.	.	.	.	.
Peru	.	.	.	.	.	.	.	.	.	.	.	.	.
Projects with multiple proponents	.	.	.	.	.	.	.	.	.	.	.	.	.
APEC-Funded	365	.	366	426	.	.	437	366	396	458	550	550	.
Projects with singular proponents	365	.	366	396	.	.	381	366	396	366	.	.	.
East Asia	.	.	.	.	.	.	396	.	396	.	.	.	.
China	.	.	.	.	.	.	.	.	.	.	.	.	.
Chinese Taipei	.	.	.	.	.	.	396	.	396	.	.	.	.
Hong Kong, China	.	.	.	.	.	.	.	.	.	.	.	.	.
Japan	.	.	.	.	.	.	.	.	.	.	.	.	.
Korea	.	.	.	.	.	.	.	.	.	.	.	.	.
Southeast Asia	365	.	.	441	.	.	.	.	.	.	.	.	.
Brunei Darussalam	.	.	.	.	.	.	.	.	.	.	.	.	.
Indonesia	.	.	.	.	.	.	.	.	.	.	.	.	.
Malaysia	.	.	.	.	.	.	.	.	.	.	.	.	.
Philippines	.	.	.	.	.	.	.	.	.	.	.	.	.
Singapore	.	.	.	.	.	.	.	.	.	.	.	.	.
Thailand	.	.	.	.	.	.	.	.	.	.	.	.	.
Viet Nam	365	.	.	441	.	.	.	.	.	.	.	.	.



Category	PA1	PA1.a	PA1.b	PA2	PA2.a	PA2.b	PA3	PA3.a	PA3.b	PA3.c	PA4	PA4.a	PA4.b
Other Asia	.	.	.	.	.	.	.	.	.	.	.	.	.
Russia	.	.	.	.	.	.	.	.	.	.	.	.	.
Oceania	.	.	.	.	.	.	.	.	.	.	.	.	.
Australia	.	.	.	.	.	.	.	.	.	.	.	.	.
New Zealand	.	.	.	.	.	.	.	.	.	.	.	.	.
Papua New Guinea	.	.	.	.	.	.	.	.	.	.	.	.	.
North America	.	.	.	.	.	.	.	.	.	.	.	.	.
Canada	.	.	.	.	.	.	.	.	.	.	.	.	.
Mexico	.	.	.	.	.	.	.	.	.	.	.	.	.
United States	.	.	.	.	.	.	.	.	.	.	.	.	.
South America	366	.	366	351	.	.	366	366	.	366	.	.	.
Chile	.	.	.	.	.	.	.	.	.	.	.	.	.
Peru	366	.	366	351	.	.	366	366	.	366	.	.	.
Projects with multiple proponents	.	.	.	549	.	.	549	.	.	549	550	550	.

Source: Authors' calculation based on the project database

Note: Zero values are marked as '-' and missing numbers are marked as '.'

Appendix 7 Profile of financing (PA5) and digital economy (PA6) priority actions

Category	PA5	PA5.a	PA5.b	PA5.c	PA5.d	PA5.e	PA6	PA6.a	PA6.b	PA6.c	PA6.d
Total	18	1	7	4	-	3	48	10	8	6	12
<b>A. Number of APEC projects by funding source</b>											
Self-Funded	6	-	5	-	-	-	19	2	2	2	6
General Project Account (GPA)	-	-	-	-	-	-	7	1	1	-	2
Trade & Investment Liberalisation and Facilitation Account (TILF)	1	-	-	-	-	-	4	1	-	-	2
APEC Support Fund (ASF) - General Fund	6	-	-	2	-	3	8	3	3	1	1
ASF Sub-funds	5	1	2	2	-	-	10	3	2	3	1
ASF: Human Security	-	-	-	-	-	-	-	-	-	-	-
ASF: Energy Efficiency and Low Carbon Measures	-	-	-	-	-	-	-	-	-	-	-
ASF: APEC Supply Chain Connectivity	-	-	-	-	-	-	-	-	-	-	-
ASF: Free Trade Area of the Asia-Pacific and Global Value Chains	-	-	-	-	-	-	1	-	-	-	-
ASF: Innovative Development, Economic Reform and Growth	-	-	-	-	-	-	1	-	-	-	-
ASF: Connectivity	-	-	-	-	-	-	1	-	-	1	-
ASF: Mining	-	-	-	-	-	-	-	-	-	-	-
ASF: Micro, Small and Medium Enterprises	3	1	1	1	-	-	4	3	2	-	1
ASF: APEC's New Strategy on Structural Reform (ANSSR)	-	-	-	-	-	-	-	-	-	-	-
ASF: Renewed APEC Agenda on Structural Reform (RAASR)	1	-	1	-	-	-	-	-	-	-	-
ASF: Women and the Economy	1	-	-	1	-	-	-	-	-	-	-
ASF: Economic Development in Remote Areas	-	-	-	-	-	-	-	-	-	-	-
ASF: Digital Innovation	-	-	-	-	-	-	3	-	-	2	-
ASF: Health and Emergency Preparedness	-	-	-	-	-	-	-	-	-	-	-
<b>B. Number of APEC projects by proposing economy</b>											
Projects with singular proponents	16	1	7	3	-	3	45	7	5	6	12
East Asia	3	-	3	-	-	-	18	1	2	4	4
China	-	-	-	-	-	-	10	-	2	2	1
Chinese Taipei	-	-	-	-	-	-	2	1	-	-	1
Hong Kong, China	2	-	2	-	-	-	-	-	-	-	-
Japan	1	-	1	-	-	-	2	-	-	1	1
Korea	-	-	-	-	-	-	4	-	-	1	1
Southeast Asia	3	1	1	3	-	-	15	3	1	1	2

Category	PA5	PA5.a	PA5.b	PA5.c	PA5.d	PA5.e	PA6	PA6.a	PA6.b	PA6.c	PA6.d
Brunei Darussalam	-	-	-	-	-	-	-	-	-	-	-
Indonesia	-	-	-	-	-	-	2	-	-	-	-
Malaysia	1	-	-	1	-	-	1	-	-	-	-
Philippines	1	-	-	1	-	-	-	-	-	-	-
Singapore	-	-	-	-	-	-	3	-	-	1	1
Thailand	-	-	-	-	-	-	1	-	-	-	-
Viet Nam	1	1	1	1	-	-	8	3	1	-	1
Other Asia	1	-	1	-	-	-	3	1	-	-	-
Russia	1	-	1	-	-	-	3	1	-	-	-
Oceania	-	-	-	-	-	-	2	-	-	-	2
Australia	-	-	-	-	-	-	-	-	-	-	-
New Zealand	-	-	-	-	-	-	-	-	-	-	-
Papua New Guinea	-	-	-	-	-	-	2	-	-	-	2
North America	6	-	2	-	-	3	4	1	1	1	3
Canada	1	-	-	-	-	-	-	-	-	-	-
Mexico	-	-	-	-	-	-	1	-	-	-	1
United States	5	-	2	-	-	3	3	1	1	1	2
South America	3	-	-	-	-	-	3	1	1	-	1
Chile	2	-	-	-	-	-	-	-	-	-	-
Peru	1	-	-	-	-	-	3	1	1	-	1
Projects with multiple proponents	2	-	-	1	-	-	3	3	3	-	-
<b>C. Number of supported APEC projects by member economy</b>											
East Asia	n/a	n/a	n/a	n/a	n/a	n/a	n/a	n/a	n/a	n/a	n/a
China	4	-	-	1	-	2	7	3	2	-	3
Chinese Taipei	9	1	2	2	-	3	23	4	1	5	6
Hong Kong, China	8	-	4	1	-	2	12	2	3	2	3
Japan	6	1	2	3	-	1	14	4	2	2	4
Korea	7	-	-	2	-	1	14	4	3	1	1
Southeast Asia	n/a	n/a	n/a	n/a	n/a	n/a	n/a	n/a	n/a	n/a	n/a
Brunei Darussalam	1	-	-	-	-	-	1	-	-	1	1
Indonesia	4	1	2	2	-	1	10	7	6	1	2
Malaysia	8	1	1	2	-	3	14	3	1	3	2
Philippines	2	1	1	1	-	1	15	5	2	-	4
Singapore	5	-	1	1	-	2	13	4	5	-	4
Thailand	3	-	1	-	-	2	13	3	2	1	4
Viet Nam	5	-	1	2	-	1	11	3	4	2	4
Other Asia	n/a	n/a	n/a	n/a	n/a	n/a	n/a	n/a	n/a	n/a	n/a
Russia	3	1	2	2	-	-	16	6	5	2	5
Oceania	n/a	n/a	n/a	n/a	n/a	n/a	n/a	n/a	n/a	n/a	n/a
Australia	8	-	1	1	-	3	14	4	3	3	4

Category	PA5	PA5.a	PA5.b	PA5.c	PA5.d	PA5.e	PA6	PA6.a	PA6.b	PA6.c	PA6.d
New Zealand	1	-	1	-	-	-	5	1	1	1	2
Papua New Guinea	3	-	1	-	-	1	12	4	4	2	2
North America	n/a	n/a	n/a	n/a	n/a	n/a	n/a	n/a	n/a	n/a	n/a
Canada	4	-	2	-	-	2	6	1	1	1	2
Mexico	8	-	2	1	-	3	13	3	3	1	4
United States	3	-	1	-	-	-	14	4	5	1	2
South America	n/a	n/a	n/a	n/a	n/a	n/a	n/a	n/a	n/a	n/a	n/a
Chile	4	-	1	1	-	1	14	1	1	2	3
Peru	5	-	-	2	-	1	13	3	4	-	2
<b>D. Number of APEC projects by sponsoring APEC forum</b>											
Self-Funded	6	-	5	-	-	-	19	2	2	2	6
SOM Steering Committee on Economic and Technical Cooperation (SCE)	1	-	-	-	-	-	16	1	1	2	6
Agricultural Technical Cooperation Working Group (ATCWG)	-	-	-	-	-	-	-	-	-	-	-
Anti-Corruption and Transparency Experts' Working Group (ACTWG)	-	-	-	-	-	-	-	-	-	-	-
Counter-Terrorism Working Group (CTWG)	-	-	-	-	-	-	-	-	-	-	-
Emergency Preparedness Working Group (EPWG)	-	-	-	-	-	-	-	-	-	-	-
Energy Working Group (EWG)	-	-	-	-	-	-	-	-	-	-	-
Experts Group on Illegal Logging and Associated Trade (EGILAT)	-	-	-	-	-	-	-	-	-	-	-
Health Working Group (HWG)	-	-	-	-	-	-	-	-	-	-	-
Human Resource Development Working Group (HRDWG)	-	-	-	-	-	-	-	-	-	-	-
Oceans and Fisheries Working Group (OFWG)	-	-	-	-	-	-	-	-	-	-	-
Policy Partnership on Food Security (PPFS)	-	-	-	-	-	-	-	-	-	-	-
Policy Partnership on Science, Technology and Innovation (PPSTI)	-	-	-	-	-	-	-	-	-	-	-
Policy Partnership for Women and the Economy (PPWE)	-	-	-	-	-	-	1	-	-	-	-
Small and Medium Enterprises Working Group (SMEWG)	1	-	-	-	-	-	8	1	1	-	1
Telecommunications and Information Working Group (TELWG)	-	-	-	-	-	-	6	-	-	2	5
Tourism Working Group (TWG)	-	-	-	-	-	-	-	-	-	-	-

Category	PA5	PA5.a	PA5.b	PA5.c	PA5.d	PA5.e	PA6	PA6.a	PA6.b	PA6.c	PA6.d
Transportation Working Group (TPTWG)	-	-	-	-	-	-	-	-	-	-	-
SCE, No Working Group Specified	-	-	-	-	-	-	1	-	-	-	-
Committee on Trade and Investment (CTI)	-	-	-	-	-	-	3	1	1	-	-
Business Mobility Group (BMG)	-	-	-	-	-	-	-	-	-	-	-
Digital Economy Steering Group (DESG)	-	-	-	-	-	-	1	-	-	-	-
Electronic Commerce Steering Group (ECSG)	-	-	-	-	-	-	-	-	-	-	-
Group on Services (GOS)	-	-	-	-	-	-	-	-	-	-	-
Intellectual Property Rights Experts Group (IPEG)	-	-	-	-	-	-	-	-	-	-	-
Investment Experts' Group (IEG)	-	-	-	-	-	-	-	-	-	-	-
Market Access Group (MAG)	-	-	-	-	-	-	-	-	-	-	-
Sub-Committee on Standards and Conformance (SCSC)	-	-	-	-	-	-	-	-	-	-	-
Sub-Committee on Customs Procedures (SCCP)	-	-	-	-	-	-	-	-	-	-	-
Automotive Dialogue (AD)	-	-	-	-	-	-	-	-	-	-	-
Chemical Dialogue (CD)	-	-	-	-	-	-	-	-	-	-	-
Life Sciences Innovation Forum (LSIF)	-	-	-	-	-	-	-	-	-	-	-
High Level Policy Dialogue on Agricultural Biotechnology (HLPDAB)	-	-	-	-	-	-	-	-	-	-	-
CTI, No Working Group or Dialogue Specified	-	-	-	-	-	-	2	1	1	-	-
Senior Finance Officials' Meeting (SFOM)	-	-	-	-	-	-	-	-	-	-	-
Finance Ministers Process (FMP)	-	-	-	-	-	-	-	-	-	-	-
Economic Committee (EC)	5	-	5	-	-	-	-	-	-	-	-
Competition Policy and Law Group (CPLG)	-	-	-	-	-	-	-	-	-	-	-
Mining Task Force (MTF)	-	-	-	-	-	-	-	-	-	-	-
EC, No Working Group Specified	5	-	5	-	-	-	-	-	-	-	-
Others	-	-	-	-	-	-	-	-	-	-	-
Ad Hoc Group on Economic Trends and Issues (ETI)	-	-	-	-	-	-	-	-	-	-	-
Group of Friends on Disability (GoFD)	-	-	-	-	-	-	-	-	-	-	-
APEC-Funded	12	1	2	4	-	3	29	8	6	4	6
SOM Steering Committee on Economic and Technical Cooperation (SCE)	9	1	1	3	-	3	19	8	6	3	4
Agricultural Technical Cooperation Working Group (ATCWG)	-	-	-	-	-	-	-	-	-	-	-

Category	PA5	PA5.a	PA5.b	PA5.c	PA5.d	PA5.e	PA6	PA6.a	PA6.b	PA6.c	PA6.d
Anti-Corruption and Transparency Experts' Working Group (ACTWG)	-	-	-	-	-	-	-	-	-	-	-
Counter-Terrorism Working Group (CTWG)	-	-	-	-	-	-	-	-	-	-	-
Emergency Preparedness Working Group (EPWG)	-	-	-	-	-	-	-	-	-	-	-
Energy Working Group (EWG)	-	-	-	-	-	-	-	-	-	-	-
Experts Group on Illegal Logging and Associated Trade (EGILAT)	-	-	-	-	-	-	-	-	-	-	-
Health Working Group (HWG)	-	-	-	-	-	-	-	-	-	-	-
Human Resource Development Working Group (HRDWG)	-	-	-	-	-	-	-	-	-	-	-
Oceans and Fisheries Working Group (OFWG)	-	-	-	-	-	-	-	-	-	-	-
Policy Partnership on Food Security (PPFS)	-	-	-	-	-	-	-	-	-	-	-
Policy Partnership on Science, Technology and Innovation (PPSTI)	-	-	-	-	-	-	1	-	-	1	-
Policy Partnership for Women and the Economy (PPWE)	-	-	-	-	-	-	3	-	-	-	-
Small and Medium Enterprises Working Group (SMEWG)	9	1	1	3	-	3	13	8	6	-	3
Telecommunications and Information Working Group (TELWG)	-	-	-	-	-	-	2	-	-	2	1
Tourism Working Group (TWG)	-	-	-	-	-	-	-	-	-	-	-
Transportation Working Group (TPTWG)	-	-	-	-	-	-	-	-	-	-	-
SCE, No Working Group Specified	-	-	-	-	-	-	-	-	-	-	-
Committee on Trade and Investment (CTI)	2	-	-	1	-	-	10	-	-	1	2
Business Mobility Group (BMG)	-	-	-	-	-	-	-	-	-	-	-
Digital Economy Steering Group (DESG)	-	-	-	-	-	-	-	-	-	-	-
Electronic Commerce Steering Group (ECSG)	-	-	-	-	-	-	7	-	-	-	2
Group on Services (GOS)	-	-	-	-	-	-	-	-	-	-	-
Intellectual Property Rights Experts Group (IPEG)	1	-	-	1	-	-	-	-	-	-	-
Investment Experts' Group (IEG)	-	-	-	-	-	-	-	-	-	-	-
Market Access Group (MAG)	-	-	-	-	-	-	-	-	-	-	-

Category	PA5	PA5.a	PA5.b	PA5.c	PA5.d	PA5.e	PA6	PA6.a	PA6.b	PA6.c	PA6.d
Sub-Committee on Standards and Conformance (SCSC)	-	-	-	-	-	-	2	-	-	1	-
Sub-Committee on Customs Procedures (SCCP)	-	-	-	-	-	-	-	-	-	-	-
Automotive Dialogue (AD)	-	-	-	-	-	-	-	-	-	-	-
Chemical Dialogue (CD)	-	-	-	-	-	-	-	-	-	-	-
Life Sciences Innovation Forum (LSIF)	-	-	-	-	-	-	-	-	-	-	-
High Level Policy Dialogue on Agricultural Biotechnology (HLPDAB)	-	-	-	-	-	-	-	-	-	-	-
CTI, No Working Group or Dialogue Specified	1	-	-	-	-	-	1	-	-	-	-
Senior Finance Officials' Meeting (SFOM)	-	-	-	-	-	-	-	-	-	-	-
Finance Ministers Process (FMP)	-	-	-	-	-	-	-	-	-	-	-
Economic Committee (EC)	1	-	1	-	-	-	-	-	-	-	-
Competition Policy and Law Group (CPLG)	-	-	-	-	-	-	-	-	-	-	-
Mining Task Force (MTF)	-	-	-	-	-	-	-	-	-	-	-
EC, No Working Group Specified	1	-	1	-	-	-	-	-	-	-	-
Others	-	-	-	-	-	-	-	-	-	-	-
Ad Hoc Group on Economic Trends and Issues (ETI)	-	-	-	-	-	-	-	-	-	-	-
Group of Friends on Disability (GoFD)	-	-	-	-	-	-	-	-	-	-	-
<b>E. Average value of self-funded APEC projects by sponsoring APEC forum, USD</b>											
Self-Funded	346,218	.	-	.	.	.	94,989	75,000	252,400	-	26,667
SOM Steering Committee on Economic and Technical Cooperation (SCE)	2,077,310	.	.	.	.	.	97,175	-	404,800	-	26,667
Agricultural Technical Cooperation Working Group (ATCWG)	.	.	.	.	.	.	.	.	.	.	.
Anti-Corruption and Transparency Experts' Working Group (ACTWG)	.	.	.	.	.	.	.	.	.	.	.
Counter-Terrorism Working Group (CTWG)	.	.	.	.	.	.	.	.	.	.	.
Emergency Preparedness Working Group (EPWG)	.	.	.	.	.	.	.	.	.	.	.
Energy Working Group (EWG)	.	.	.	.	.	.	.	.	.	.	.
Experts Group on Illegal Logging and Associated Trade (EGILAT)	.	.	.	.	.	.	.	.	.	.	.
Health Working Group (HWG)	.	.	.	.	.	.	.	.	.	.	.
Human Resource Development Working Group (HRDWG)	.	.	.	.	.	.	.	.	.	.	.

Category	PA5	PA5.a	PA5.b	PA5.c	PA5.d	PA5.e	PA6	PA6.a	PA6.b	PA6.c	PA6.d
Oceans and Fisheries Working Group (OFWG)	.	.	.	.	.	.	.	.	.	.	.
Policy Partnership on Food Security (PPFS)	.	.	.	.	.	.	.	.	.	.	.
Policy Partnership on Science, Technology and Innovation (PPSTI)	.	.	.	.	.	.	.	.	.	.	.
Policy Partnership for Women and the Economy (PPWE)	.	.	.	.	.	.	-	.	.	.	.
Small and Medium Enterprises Working Group (SMEWG)	2,077,310	.	.	.	.	.	186,850	-	404,800	.	100,000
Telecommunications and Information Working Group (TELWG)	.	.	.	.	.	.	10,000	.	.	-	12,000
Tourism Working Group (TWG)	.	.	.	.	.	.	.	.	.	.	.
Transportation Working Group (TPTWG)	.	.	.	.	.	.	.	.	.	.	.
SCE, No Working Group Specified	.	.	.	.	.	.	-	.	.	.	.
Committee on Trade and Investment (CTI)	.	.	.	.	.	.	83,333	150,000	100,000	.	.
Business Mobility Group (BMG)	.	.	.	.	.	.	.	.	.	.	.
Digital Economy Steering Group (DESG)	.	.	.	.	.	.	-	.	.	.	.
Electronic Commerce Steering Group (ECSG)	.	.	.	.	.	.	.	.	.	.	.
Group on Services (GOS)	.	.	.	.	.	.	.	.	.	.	.
Intellectual Property Rights Experts Group (IPEG)	.	.	.	.	.	.	.	.	.	.	.
Investment Experts' Group (IEG)	.	.	.	.	.	.	.	.	.	.	.
Market Access Group (MAG)	.	.	.	.	.	.	.	.	.	.	.
Sub-Committee on Standards and Conformance (SCSC)	.	.	.	.	.	.	.	.	.	.	.
Sub-Committee on Customs Procedures (SCCP)	.	.	.	.	.	.	.	.	.	.	.
Automotive Dialogue (AD)	.	.	.	.	.	.	.	.	.	.	.
Chemical Dialogue (CD)	.	.	.	.	.	.	.	.	.	.	.
Life Sciences Innovation Forum (LSIF)	.	.	.	.	.	.	.	.	.	.	.
High Level Policy Dialogue on Agricultural Biotechnology (HLPDAB)	.	.	.	.	.	.	.	.	.	.	.
CTI, No Working Group or Dialogue Specified	.	.	.	.	.	.	125,000	150,000	100,000	.	.
Senior Finance Officials' Meeting (SFOM)	.	.	.	.	.	.	.	.	.	.	.
Finance Ministers Process (FMP)	.	.	.	.	.	.	.	.	.	.	.



Category	PA5	PA5.a	PA5.b	PA5.c	PA5.d	PA5.e	PA6	PA6.a	PA6.b	PA6.c	PA6.d
Economic Committee (EC)	-	.	-	.	.	.	.	.	.	.	.
Competition Policy and Law Group (CPLG)	.	.	.	.	.	.	.	.	.	.	.
Mining Task Force (MTF)	.	.	.	.	.	.	.	.	.	.	.
EC, No Working Group Specified	-	.	-	.	.	.	.	.	.	.	.
Others	.	.	.	.	.	.	.	.	.	.	.
Ad Hoc Group on Economic Trends and Issues (ETI)	.	.	.	.	.	.	.	.	.	.	.
Group of Friends on Disability (GoFD)	.	.	.	.	.	.	.	.	.	.	.
<b>F. Average APEC funding of APEC-funded projects by sponsoring APEC forum, USD (% share to average value)</b>											
APEC-Funded	120,429 (31.4)	120,000 (66.7)	133,820 (74.4)	129,094 (70.0)	.	128,642 (12.0)	106,143 (69.3)	121,755 (53.8)	125,673 (50.1)	82,495 (69.2)	98,423 (79.5)
SOM Steering Committee on Economic and Technical Cooperation (SCE)	122,629 (26.1)	120,000 (66.7)	120,000 (66.7)	129,667 (63.8)	.	128,642 (12.0)	112,940 (66.6)	121,755 (53.8)	125,673 (50.1)	91,660 (75.0)	102,635 (85.0)
Agricultural Technical Cooperation Working Group (ATCWG)	.	.	.	.	.	.	.	.	.	.	.
Anti-Corruption and Transparency Experts' Working Group (ACTWG)	.	.	.	.	.	.	.	.	.	.	.
Counter-Terrorism Working Group (CTWG)	.	.	.	.	.	.	.	.	.	.	.
Emergency Preparedness Working Group (EPWG)	.	.	.	.	.	.	.	.	.	.	.
Energy Working Group (EWG)	.	.	.	.	.	.	.	.	.	.	.
Experts Group on Illegal Logging and Associated Trade (EGILAT)	.	.	.	.	.	.	.	.	.	.	.
Health Working Group (HWG)	.	.	.	.	.	.	.	.	.	.	.
Human Resource Development Working Group (HRDWG)	.	.	.	.	.	.	.	.	.	.	.
Oceans and Fisheries Working Group (OFWG)	.	.	.	.	.	.	.	.	.	.	.
Policy Partnership on Food Security (PPFS)	.	.	.	.	.	.	.	.	.	.	.
Policy Partnership on Science, Technology and Innovation (PPSTI)	.	.	.	.	.	.	80,000 (50.0)	.	.	80,000 (50.0)	.
Policy Partnership for Women and the Economy (PPWE)	.	.	.	.	.	.	102,359 (88.4)	.	.	.	.
Small and Medium Enterprises Working Group (SMEWG)	122,629 (26.1)	120,000 (66.7)	120,000 (66.7)	129,667 (63.8)	.	128,642 (12.0)	120,293 (62.4)	121,755 (53.8)	125,673 (50.1)	.	105,187 (83.9)
Telecommunications and Information Working Group (TELWG)	.	.	.	.	.	.	97,490 (94.4)	.	.	97,490 (94.4)	94,979 (89.1)
Tourism Working Group (TWG)	.	.	.	.	.	.	.	.	.	.	.

Category	PA5	PA5.a	PA5.b	PA5.c	PA5.d	PA5.e	PA6	PA6.a	PA6.b	PA6.c	PA6.d
Transportation Working Group (TPTWG)	.	.	.	.	.	.	.	.	.	.	.
SCE, No Working Group Specified	.	.	.	.	.	.	.	.	.	.	.
Committee on Trade and Investment (CTI)	96,928 (100.0)	.	.	127,375 (100.0)	.	.	93,230 (76.4)	.	.	55,000 (50.0)	90,000 (69.2)
Business Mobility Group (BMG)	.	.	.	.	.	.	.	.	.	.	.
Digital Economy Steering Group (DESG)	.	.	.	.	.	.	.	.	.	.	.
Electronic Commerce Steering Group (ECSG)	.	.	.	.	.	.	106,669 (85.7)	.	.	.	90,000 (69.2)
Group on Services (GOS)	.	.	.	.	.	.	.	.	.	.	.
Intellectual Property Rights Experts Group (IPEG)	127,375 (100.0)	.	.	127,375 (100.0)	.	.	.	.	.	.	.
Investment Experts' Group (IEG)	.	.	.	.	.	.	.	.	.	.	.
Market Access Group (MAG)	.	.	.	.	.	.	.	.	.	.	.
Sub-Committee on Standards and Conformance (SCSC)	.	.	.	.	.	.	73,805 (47.7)	.	.	55,000 (50.0)	.
Sub-Committee on Customs Procedures (SCCP)	.	.	.	.	.	.	.	.	.	.	.
Automotive Dialogue (AD)	.	.	.	.	.	.	.	.	.	.	.
Chemical Dialogue (CD)	.	.	.	.	.	.	.	.	.	.	.
Life Sciences Innovation Forum (LSIF)	.	.	.	.	.	.	.	.	.	.	.
High Level Policy Dialogue on Agricultural Biotechnology (HLPDAB)	.	.	.	.	.	.	.	.	.	.	.
CTI, No Working Group or Dialogue Specified	66,480 (100.0)	.	.	.	.	.	38,000 (100.0)	.	.	.	.
Senior Finance Officials' Meeting (SFOM)	.	.	.	.	.	.	.	.	.	.	.
Finance Ministers Process (FMP)	.	.	.	.	.	.	.	.	.	.	.
Economic Committee (EC)	147,640 (82.2)	.	147,640 (82.2)	.	.	.	.	.	.	.	.
Competition Policy and Law Group (CPLG)	.	.	.	.	.	.	.	.	.	.	.
Mining Task Force (MTF)	.	.	.	.	.	.	.	.	.	.	.
EC, No Working Group Specified	147,640 (82.2)	.	147,640 (82.2)	.	.	.	.	.	.	.	.
Others	.	.	.	.	.	.	.	.	.	.	.
Ad Hoc Group on Economic Trends and Issues (ETI)	.	.	.	.	.	.	.	.	.	.	.
Group of Friends on Disability (GoFD)	.	.	.	.	.	.	.	.	.	.	.
<b>G. Average value of self-funded APEC projects by proposing economy, USD</b>											
Projects with singular proponents	346,218	.	-	.	.	.	94,989	75,000	252,400	-	26,667

Category	PA5	PA5.a	PA5.b	PA5.c	PA5.d	PA5.e	PA6	PA6.a	PA6.b	PA6.c	PA6.d
East Asia	-	.	-	.	.	.	174,480	150,000	252,400	-	50,000
China	.	.	.	.	.	.	232,467	.	252,400	.	.
Chinese Taipei	.	.	.	.	.	.	150,000	150,000	.	.	.
Hong Kong, China	-	.	-	.	.	.	.	.	.	.	.
Japan	-	.	-	.	.	.	-	.	.	-	-
Korea	.	.	.	.	.	.	100,000	.	.	.	100,000
Southeast Asia	.	.	.	.	.	.	-	.	.	-	-
Brunei Darussalam	.	.	.	.	.	.	.	.	.	.	.
Indonesia	.	.	.	.	.	.	.	.	.	.	.
Malaysia	.	.	.	.	.	.	.	.	.	.	.
Philippines	.	.	.	.	.	.	.	.	.	.	.
Singapore	.	.	.	.	.	.	-	.	.	-	-
Thailand	.	.	.	.	.	.	.	.	.	.	.
Viet Nam	.	.	.	.	.	.	.	.	.	.	.
Other Asia	-	.	-	.	.	.	-	-	.	.	.
Russia	-	.	-	.	.	.	-	-	.	.	.
Oceania	.	.	.	.	.	.	30,000	.	.	.	30,000
Australia	.	.	.	.	.	.	.	.	.	.	.
New Zealand	.	.	.	.	.	.	.	.	.	.	.
Papua New Guinea	.	.	.	.	.	.	30,000	.	.	.	30,000
North America	1,038,655	.	-	.	.	.	-	.	.	.	-
Canada	2,077,310	.	.	.	.	.	.	.	.	.	.
Mexico	.	.	.	.	.	.	-	.	.	.	-
United States	-	.	-	.	.	.	.	.	.	.	.
South America	.	.	.	.	.	.	.	.	.	.	.
Chile	.	.	.	.	.	.	.	.	.	.	.
Peru	.	.	.	.	.	.	.	.	.	.	.
Projects with multiple proponents	.	.	.	.	.	.	.	.	.	.	.
<b>H. Average APEC funding of APEC-funded projects by proposing economy, USD (% share to average value)</b>											
Projects with singular proponents	125,967 (28.8)	120,000 (66.7)	133,820 (74.4)	132,458 (68.7)	.	128,642 (12.0)	102,488 (80.0)	112,112 (79.9)	113,521 (86.4)	82,495 (69.2)	98,423 (79.5)
East Asia	.	.	.	.	.	.	87,877 (69.4)	.	.	91,660 (75.0)	87,490 (65.6)
China	.	.	.	.	.	.	100,051 (65.2)	.	.	87,490 (65.6)	94,979 (89.1)
Chinese Taipei	.	.	.	.	.	.	80,000 (50.0)	.	.	.	80,000 (50.0)
Hong Kong, China	.	.	.	.	.	.	.	.	.	.	.
Japan	.	.	.	.	.	.	38,000 (100.0)	.	.	.	.

Category	PA5	PA5.a	PA5.b	PA5.c	PA5.d	PA5.e	PA6	PA6.a	PA6.b	PA6.c	PA6.d
Korea	.	.	.	.	.	.	92,406 (92.3)	.	.	100,000 (100.0)	.
Southeast Asia	132,458 (68.7)	120,000 (66.7)	120,000 (66.7)	132,458 (68.7)	.	.	112,383 (85.5)	115,000 (76.3)	125,000 (86.2)	.	99,999 (78.6)
Brunei Darussalam	.	.	.	.	.	.	.	.	.	.	.
Indonesia	.	.	.	.	.	.	119,638 (84.9)	.	.	.	.
Malaysia	150,000 (55.3)	.	.	150,000 (55.3)	.	.	130,265 (100.0)	.	.	.	.
Philippines	127,375 (100.0)	.	.	127,375 (100.0)	.	.	.	.	.	.	.
Singapore	.	.	.	.	.	.	.	.	.	.	.
Thailand	.	.	.	.	.	.	91,106 (95.9)	.	.	.	.
Viet Nam	120,000 (66.7)	120,000 (66.7)	120,000 (66.7)	120,000 (66.7)	.	.	110,994 (83.0)	115,000 (76.3)	125,000 (86.2)	.	99,999 (78.6)
Other Asia	.	.	.	.	.	.	.	.	.	.	.
Russia	.	.	.	.	.	.	.	.	.	.	.
Oceania	.	.	.	.	.	.	.	.	.	.	.
Australia	.	.	.	.	.	.	.	.	.	.	.
New Zealand	.	.	.	.	.	.	.	.	.	.	.
Papua New Guinea	.	.	.	.	.	.	.	.	.	.	.
North America	133,391 (15.7)	.	147,640 (82.2)	.	.	128,642 (12.0)	88,654 (82.9)	110,962 (100.0)	110,962 (100.0)	55,000 (50.0)	105,481 (100.0)
Canada	.	.	.	.	.	.	.	.	.	.	.
Mexico	.	.	.	.	.	.	.	.	.	.	.
United States	133,391 (15.7)	.	147,640 (82.2)	.	.	128,642 (12.0)	88,654 (82.9)	110,962 (100.0)	110,962 (100.0)	55,000 (50.0)	105,481 (100.0)
South America	109,578 (83.5)	.	.	.	.	.	115,700 (82.6)	104,600 (75.7)	104,600 (75.7)	.	104,600 (75.7)
Chile	119,367 (90.6)	.	.	.	.	.	.	.	.	.	.
Peru	90,000 (69.2)	.	.	.	.	.	115,700 (82.6)	104,600 (75.7)	104,600 (75.7)	.	104,600 (75.7)
Projects with multiple proponents	92,740 (82.3)	.	.	119,000 (74.8)	.	.	137,826 (37.3)	137,826 (37.3)	137,826 (37.3)	.	.
<b>I. Average duration of APEC projects by sponsoring APEC forum, days</b>											
Self-Funded	503	.	262	.	.	.	269	305	258	274	259
SOM Steering Committee on Economic and Technical Cooperation (SCE)	1,705	.	.	.	.	.	259	92	396	274	259

Category	PA5	PA5.a	PA5.b	PA5.c	PA5.d	PA5.e	PA6	PA6.a	PA6.b	PA6.c	PA6.d
Agricultural Technical Cooperation Working Group (ATCWG)	.	.	.	.	.	.	.	.	.	.	.
Anti-Corruption and Transparency Experts' Working Group (ACTWG)	.	.	.	.	.	.	.	.	.	.	.
Counter-Terrorism Working Group (CTWG)	.	.	.	.	.	.	.	.	.	.	.
Emergency Preparedness Working Group (EPWG)	.	.	.	.	.	.	.	.	.	.	.
Energy Working Group (EWG)	.	.	.	.	.	.	.	.	.	.	.
Experts Group on Illegal Logging and Associated Trade (EGILAT)	.	.	.	.	.	.	.	.	.	.	.
Health Working Group (HWG)	.	.	.	.	.	.	.	.	.	.	.
Human Resource Development Working Group (HRDWG)	.	.	.	.	.	.	.	.	.	.	.
Oceans and Fisheries Working Group (OFWG)	.	.	.	.	.	.	.	.	.	.	.
Policy Partnership on Food Security (PPFS)	.	.	.	.	.	.	.	.	.	.	.
Policy Partnership on Science, Technology and Innovation (PPSTI)	.	.	.	.	.	.	.	.	.	.	.
Policy Partnership for Women and the Economy (PPWE)	.	.	.	.	.	.	305	.	.	.	.
Small and Medium Enterprises Working Group (SMEWG)	1,705	.	.	.	.	.	305	92	396	.	488
Telecommunications and Information Working Group (TELWG)	.	.	.	.	.	.	228	.	.	274	213
Tourism Working Group (TWG)	.	.	.	.	.	.	.	.	.	.	.
Transportation Working Group (TPTWG)	.	.	.	.	.	.	.	.	.	.	.
SCE, No Working Group Specified	.	.	.	.	.	.	30	.	.	.	.
Committee on Trade and Investment (CTI)	.	.	.	.	.	.	324	518	119	.	.
Business Mobility Group (BMG)	.	.	.	.	.	.	.	.	.	.	.
Digital Economy Steering Group (DESG)	.	.	.	.	.	.	335	.	.	.	.
Electronic Commerce Steering Group (ECSG)	.	.	.	.	.	.	.	.	.	.	.
Group on Services (GOS)	.	.	.	.	.	.	.	.	.	.	.
Intellectual Property Rights Experts Group (IPEG)	.	.	.	.	.	.	.	.	.	.	.
Investment Experts' Group (IEG)	.	.	.	.	.	.	.	.	.	.	.
Market Access Group (MAG)	.	.	.	.	.	.	.	.	.	.	.

Category	PA5	PA5.a	PA5.b	PA5.c	PA5.d	PA5.e	PA6	PA6.a	PA6.b	PA6.c	PA6.d
Sub-Committee on Standards and Conformance (SCSC)	.	.	.	.	.	.	.	.	.	.	.
Sub-Committee on Customs Procedures (SCCP)	.	.	.	.	.	.	.	.	.	.	.
Automotive Dialogue (AD)	.	.	.	.	.	.	.	.	.	.	.
Chemical Dialogue (CD)	.	.	.	.	.	.	.	.	.	.	.
Life Sciences Innovation Forum (LSIF)	.	.	.	.	.	.	.	.	.	.	.
High Level Policy Dialogue on Agricultural Biotechnology (HLPDAB)	.	.	.	.	.	.	.	.	.	.	.
CTI, No Working Group or Dialogue Specified	.	.	.	.	.	.	319	518	119	.	.
Senior Finance Officials' Meeting (SFOM)	.	.	.	.	.	.	.	.	.	.	.
Finance Ministers Process (FMP)	.	.	.	.	.	.	.	.	.	.	.
Economic Committee (EC)	262	.	262	.	.	.	.	.	.	.	.
Competition Policy and Law Group (CPLG)	.	.	.	.	.	.	.	.	.	.	.
Mining Task Force (MTF)	.	.	.	.	.	.	.	.	.	.	.
EC, No Working Group Specified	262	.	262	.	.	.	.	.	.	.	.
Others	.	.	.	.	.	.	.	.	.	.	.
Ad Hoc Group on Economic Trends and Issues (ETI)	.	.	.	.	.	.	.	.	.	.	.
Group of Friends on Disability (GoFD)	.	.	.	.	.	.	.	.	.	.	.
APEC-Funded	388	518	380	427	.	396	398	404	361	419	381
SOM Steering Committee on Economic and Technical Cooperation (SCE)	406	518	518	447	.	396	398	404	361	477	335
Agricultural Technical Cooperation Working Group (ATCWG)	.	.	.	.	.	.	.	.	.	.	.
Anti-Corruption and Transparency Experts' Working Group (ACTWG)	.	.	.	.	.	.	.	.	.	.	.
Counter-Terrorism Working Group (CTWG)	.	.	.	.	.	.	.	.	.	.	.
Emergency Preparedness Working Group (EPWG)	.	.	.	.	.	.	.	.	.	.	.
Energy Working Group (EWG)	.	.	.	.	.	.	.	.	.	.	.
Experts Group on Illegal Logging and Associated Trade (EGILAT)	.	.	.	.	.	.	.	.	.	.	.
Health Working Group (HWG)	.	.	.	.	.	.	.	.	.	.	.
Human Resource Development Working Group (HRDWG)	.	.	.	.	.	.	.	.	.	.	.
Oceans and Fisheries Working Group (OFWG)	.	.	.	.	.	.	.	.	.	.	.

Category	PA5	PA5.a	PA5.b	PA5.c	PA5.d	PA5.e	PA6	PA6.a	PA6.b	PA6.c	PA6.d
Policy Partnership on Food Security (PPFS)	.	.	.	.	.	.	.	.	.	.	.
Policy Partnership on Science, Technology and Innovation (PPSTI)	.	.	.	.	.	.	579	.	.	579	.
Policy Partnership for Women and the Economy (PPWE)	.	.	.	.	.	.	385	.	.	.	.
Small and Medium Enterprises Working Group (SMEWG)	406	518	518	447	.	396	382	404	361	.	315
Telecommunications and Information Working Group (TELWG)	.	.	.	.	.	.	426	.	.	426	396
Tourism Working Group (TWG)	.	.	.	.	.	.	.	.	.	.	.
Transportation Working Group (TPTWG)	.	.	.	.	.	.	.	.	.	.	.
SCE, No Working Group Specified	.	.	.	.	.	.	.	.	.	.	.
Committee on Trade and Investment (CTI)	381	.	.	366	.	.	399	.	.	243	472
Business Mobility Group (BMG)	.	.	.	.	.	.	.	.	.	.	.
Digital Economy Steering Group (DESG)	.	.	.	.	.	.	.	.	.	.	.
Electronic Commerce Steering Group (ECSG)	.	.	.	.	.	.	426	.	.	.	472
Group on Services (GOS)	.	.	.	.	.	.	.	.	.	.	.
Intellectual Property Rights Experts Group (IPEG)	366	.	.	366	.	.	.	.	.	.	.
Investment Experts' Group (IEG)	.	.	.	.	.	.	.	.	.	.	.
Market Access Group (MAG)	.	.	.	.	.	.	.	.	.	.	.
Sub-Committee on Standards and Conformance (SCSC)	.	.	.	.	.	.	335	.	.	243	.
Sub-Committee on Customs Procedures (SCCP)	.	.	.	.	.	.	.	.	.	.	.
Automotive Dialogue (AD)	.	.	.	.	.	.	.	.	.	.	.
Chemical Dialogue (CD)	.	.	.	.	.	.	.	.	.	.	.
Life Sciences Innovation Forum (LSIF)	.	.	.	.	.	.	.	.	.	.	.
High Level Policy Dialogue on Agricultural Biotechnology (HLPDAB)	.	.	.	.	.	.	.	.	.	.	.
CTI, No Working Group or Dialogue Specified	396	.	.	.	.	.	334	.	.	.	.
Senior Finance Officials' Meeting (SFOM)	.	.	.	.	.	.	.	.	.	.	.
Finance Ministers Process (FMP)	.	.	.	.	.	.	.	.	.	.	.
Economic Committee (EC)	242	.	242	.	.	.	.	.	.	.	.
Competition Policy and Law Group (CPLG)	.	.	.	.	.	.	.	.	.	.	.

Category	PA5	PA5.a	PA5.b	PA5.c	PA5.d	PA5.e	PA6	PA6.a	PA6.b	PA6.c	PA6.d
Mining Task Force (MTF)	.	.	.	.	.	.	.	.	.	.	.
EC, No Working Group Specified	242	.	242	.	.	.	.	.	.	.	.
Others	.	.	.	.	.	.	.	.	.	.	.
Ad Hoc Group on Economic Trends and Issues (ETI)	.	.	.	.	.	.	.	.	.	.	.
Group of Friends on Disability (GoFD)	.	.	.	.	.	.	.	.	.	.	.
<b>J. Average duration of APEC projects by proposing economy, days</b>											
Self-Funded	503	.	262	.	.	.	269	305	258	274	259
Projects with singular proponents	503	.	262	.	.	.	269	305	258	274	259
East Asia	213	.	213	.	.	.	323	518	258	244	366
China	.	.	.	.	.	.	263	.	258	.	.
Chinese Taipei	.	.	.	.	.	.	518	518	.	.	.
Hong Kong, China	273	.	273	.	.	.	.	.	.	.	.
Japan	92	.	92	.	.	.	244	.	.	244	244
Korea	.	.	.	.	.	.	443	.	.	.	488
Southeast Asia	.	.	.	.	.	.	294	.	.	304	243
Brunei Darussalam	.	.	.	.	.	.	.	.	.	.	.
Indonesia	.	.	.	.	.	.	.	.	.	.	.
Malaysia	.	.	.	.	.	.	.	.	.	.	.
Philippines	.	.	.	.	.	.	.	.	.	.	.
Singapore	.	.	.	.	.	.	294	.	.	304	243
Thailand	.	.	.	.	.	.	.	.	.	.	.
Viet Nam	.	.	.	.	.	.	.	.	.	.	.
Other Asia	184	.	184	.	.	.	142	92	.	.	.
Russia	184	.	184	.	.	.	142	92	.	.	.
Oceania	.	.	.	.	.	.	289	.	.	.	289
Australia	.	.	.	.	.	.	.	.	.	.	.
New Zealand	.	.	.	.	.	.	.	.	.	.	.
Papua New Guinea	.	.	.	.	.	.	289	.	.	.	289
North America	1,097	.	488	.	.	.	1	.	.	.	1
Canada	1,705	.	.	.	.	.	.	.	.	.	.
Mexico	.	.	.	.	.	.	1	.	.	.	1
United States	488	.	488	.	.	.	.	.	.	.	.
South America	.	.	.	.	.	.	.	.	.	.	.
Chile	.	.	.	.	.	.	.	.	.	.	.
Peru	.	.	.	.	.	.	.	.	.	.	.
Projects with multiple proponents	.	.	.	.	.	.	.	.	.	.	.
APEC-Funded	388	518	380	427	.	396	398	404	361	419	381
Projects with singular proponents	384	518	380	427	.	396	391	372	264	419	381
East Asia	.	.	.	.	.	.	464	.	.	477	488



Category	PA5	PA5.a	PA5.b	PA5.c	PA5.d	PA5.e	PA6	PA6.a	PA6.b	PA6.c	PA6.d
China	.	.	.	.	.	.	488	.	.	488	396
Chinese Taipei	.	.	.	.	.	.	579	.	.	.	579
Hong Kong, China	.	.	.	.	.	.	.	.	.	.	.
Japan	.	.	.	.	.	.	334	.	.	.	.
Korea	.	.	.	.	.	.	426	.	.	456	.
Southeast Asia	427	518	518	427	.	.	411	487	396	.	547
Brunei Darussalam	.	.	.	.	.	.	.	.	.	.	.
Indonesia	.	.	.	.	.	.	352	.	.	.	.
Malaysia	397	.	.	397	.	.	456	.	.	.	.
Philippines	366	.	.	366	.	.	.	.	.	.	.
Singapore	.	.	.	.	.	.	.	.	.	.	.
Thailand	.	.	.	.	.	.	215	.	.	.	.
Viet Nam	518	518	518	518	.	.	445	487	396	.	547
Other Asia	.	.	.	.	.	.	.	.	.	.	.
Russia	.	.	.	.	.	.	.	.	.	.	.
Oceania	.	.	.	.	.	.	.	.	.	.	.
Australia	.	.	.	.	.	.	.	.	.	.	.
New Zealand	.	.	.	.	.	.	.	.	.	.	.
Papua New Guinea	.	.	.	.	.	.	.	.	.	.	.
North America	358	.	242	.	.	396	264	183	183	243	274
Canada	.	.	.	.	.	.	.	.	.	.	.
Mexico	.	.	.	.	.	.	.	.	.	.	.
United States	358	.	242	.	.	396	264	183	183	243	274
South America	376	.	.	.	.	.	244	214	214	.	214
Chile	397	.	.	.	.	.	.	.	.	.	.
Peru	335	.	.	.	.	.	244	214	214	.	214
Projects with multiple proponents	411	.	.	426	.	.	457	457	457	.	.

Source: Authors' calculation based on the project database

Note: Zero values are marked as '-' and missing numbers are marked as '.'

The COVID-19 pandemic<sup>25</sup> has raised new challenges to MSMEs not only because of the pandemic's direct health impact but also because of border controls (e.g., travel bans and compulsory quarantine procedures), restrictions on movement, and other similar measures, such as physical distancing adopted by economies (Hernando and San Andres 2020). Dua et al. (2020) adds that small businesses experiencing a large negative shock from COVID-19 may be vulnerable to closure. These would not only include the accommodation and food (restaurant)-related MSMEs but also other small businesses where physical distancing would impose major blocks to operations. These would include schools, healthcare, arts and entertainment services, and sports services, among others.

As of 20 August 2021, there had already been 209,876,613 reported cases and 4,400,284 reported deaths globally. The WHO maintains a COVID-19 Dashboard<sup>26</sup> where statistics on confirmed cases and deaths, among others, are regularly updated. The APEC region constitutes about 29.7 percent of global reported cases and 34.4 percent of reported deaths (**Appendix Table 1**).

The pandemic had dire ramifications for APEC where the tourism and hospitality sector accounts for 2.9 percent of the region's GDP and 3.8 percent of employment (Hernando and San Andres 2020). In fact, real GDP growth in the APEC region was estimated at -5.3 percent in 2020Q2 when the COVID-19 pandemic was at its peak although this improved to -0.9 percent in 2020Q3 when lockdowns were gradually lifted (Hernando 2021). In a bid to directly assist MSMEs at the time, 11 APEC economies raised at least USD471 billion in 06 April 2020 (Sta Maria 2020). This funding support was important because almost half of MSMEs<sup>27</sup> in the Asia-Pacific region had only a maximum of one month's worth of cash reserves (AMTC 2020).

Multiple MSME surveys have already been conducted globally in relation to the COVID-19 pandemic.<sup>28</sup> As an example, Lindsay et al. (2020) reported that 52.0 percent of MSMEs in the

---

<sup>25</sup> The coronavirus disease 2019 (COVID-19) is an infectious disease caused by the SARS-CoV-2 virus, which was first detected in Wuhan, China and reported to the World Health Organization (WHO) in 31 December 2019. The WHO maintains a timeline of their response to the COVID-19 pandemic. (<https://www.who.int/news-room/detail/29-06-2020-covidtimeline>). It is regularly updated, and this footnote reports information as of 16 August 2020.

Two weeks later in 13 January 2020, the Ministry of Public Health in Thailand reported a confirmed case of COVID-19, which also marked the first known case outside of China. Three days later, a second confirmation was announced by the Japanese Ministry of Health, Labour and Welfare. Cases began to rise globally and in 11 March 2020, the WHO declared COVID-19 as a pandemic.

By 04 April 2020, over a million cases have been confirmed globally, which was accompanied by a strained supply chain of essential medical supplies, widespread lockdowns, and a surge of both fiscal and monetary responses by governments. From 18-19 May 2020, the WHO held the first virtual World Health Assembly gathering more than 130 countries to unite efforts against the COVID-19 pandemic. 10 days later, 30 countries and multiple international partners and institutions committed to the COVID-19 Technology Access Pool that initiated a call to make vaccines, tests, treatments, and other health technologies to fight COVID-19 accessible to all.

<sup>26</sup> The WHO COVID-19 Dashboard can be accessed here: <https://covid19.who.int> (accessed 20 August 2021)

<sup>27</sup> The Asia-Pacific MSME Trade Coalition (AMTC) surveyed 147 MSMEs.

<sup>28</sup> The Organisation for Economic Co-operation and Development (OECD) maintains a COVID-19 MSME policy response dashboard, of which Table 1 of that dashboard contains summary results of different MSME surveys on the impact of COVID-19. See: <http://www.oecd.org/coronavirus/policy-responses/coronavirus-covid-19-sme-policy-responses-04440101/> (accessed 26 January 2021)

United States have already laid off employees while 34.0 percent halved the number of their staff members. In addition, 43.0 percent of businesses surveyed in the United States by [Bartik et al. \(2020\)](#) have temporarily closed. MSMEs also cited the lack/uncertainty of customers, adapting business to remote or digital environments, and absentee employees due to health security reasons are the top three challenges faced by MSMEs in the United States ([Lindsay et al. 2020](#)).

*Appendix Table 1 Confirmed cases and confirmed deaths due to COVID-19 in APEC (as of 20 August 2021)*

Economy	Reported Cases	% Share to Global	Reported Deaths	% Share to Global
Global	209,876,613	100.0%	4,400,284	100.0%
APEC	62,417,489	29.7%	1,513,866	34.4%
Australia	41,522	0.0%	971	0.0%
Brunei Darussalam	1,136	0.0%	3	0.0%
Canada	1,460,175	0.7%	26,761	0.6%
Chile	1,631,689	0.8%	36,524	0.8%
China	122,586	0.1%	5,674	0.1%
Indonesia	3,930,300	1.9%	122,633	2.8%
Japan	1,227,340	0.6%	15,534	0.4%
Malaysia	1,489,460	0.7%	13,480	0.3%
Mexico	3,152,205	1.5%	250,469	5.7%
New Zealand	2,612	0.0%	26	0.0%
Papua New Guinea	17,883	0.0%	192	0.0%
Peru	2,137,295	1.0%	197,659	4.5%
Philippines	1,791,003	0.9%	30,881	0.7%
Korea	232,859	0.1%	2,197	0.0%
Russian Federation	6,705,523	3.2%	174,485	4.0%
Singapore	66,366	0.0%	46	0.0%
Thailand	1,009,710	0.5%	8,826	0.2%
United States of America	37,085,214	17.7%	620,355	14.1%
Viet Nam	312,611	0.1%	7,150	0.2%

Source: WHO COVID-19 Dashboard

Note: The WHO does not provide separate statistics for Hong Kong, China and Chinese Taipei

Other economies reported similar mishaps derived from their MSME surveys. Canada reported that 81.0 percent of MSMEs indicated their operations are negatively affected while 41.0 percent of MSMEs in Australia felt the COVID-19's negative impact – experiencing at least a 50.0 percent drop in income within two months. A survey conducted by the Korean Federation of MSMEs also revealed that 42.1 percent of the 407 surveyed MSMEs can only operate for a maximum of three months under quarantine while 70.1 percent for only a maximum of six months ([WTO 2020](#)).

Manufacturing would also be affected given the impact on retail sales. Supply chain disruptions were reported by the same survey of the Korean Federation of MSMEs noting that 71.8 percent of surveyed firms failed to meet delivery due dates due to factory closures in China ([WTO 2020](#)). Similar disruptions in the supply chain was felt in Japan where MSME surveys revealed that 39.0 percent of MSMEs felt supply chain disruptions resulting to a 26.0 percent decrease in orders and sales.

Governments recognized the importance of MSMEs and their vulnerability to the COVID-19 pandemic, thus, in 20 May 2020, the United Nations Department of Economic and Social

Affairs (UN DESA) held a virtual webinar exploring the impact of the COVID-19 pandemic on MSMEs.<sup>29</sup> National governments responded in different ways but these responses can be characterized primarily as stimulus packages containing any combination of special credit lines, grants, debit relief, tax and social contribution relief, wage subsidies, and extension of social protection, among others. [Karr, Loh, and Wirjo \(2020\)](#) provided some examples of these government and private sector support to MSMEs:

1. Deferring tax deadlines and reduced value-added tax for MSMEs in Korea;
2. Income tax exemption for six months on small businesses in Indonesia;
3. Wage subsidy equivalent to half of the minimum wage in Malaysia;
4. Loans of up to NZD100,000 (USD70,000) for small businesses in New Zealand;
5. Rate cuts, refinancing facility, and reduced reserve thresholds for bank lending to MSMEs in China;
6. Financial support of over JPY1.6 trillion (USD14.8 billion) for MSMEs in Japan; and,
7. Helping food and beverage businesses transition into online sales by introducing a Food Delivery Booster Package in Singapore.

---

<sup>29</sup> The webinar can be watched here: <https://sustainabledevelopment.un.org/index.php?page=view&type=13&nr=3289&menu=1634> (accessed 26 January 2021)

Appendix 9 Profile of institutional support (PA7) and women-led MSMEs (PA8) priority actions

Category	PA7	PA7.a	PA7.b	PA7.c	PA7.d	PA7.e	PA7.f	PA8	PA8.a	PA8.b	PA8.c
Total	59	4	7	11	11	7	7	31	1	5	2
<b>A. Number of APEC projects by funding source</b>											
Self-Funded	20	1	3	4	4	1	6	13	1	1	1
General Project Account (GPA)	4	-	1	-	1	1	-	2	-	1	-
Trade & Investment Liberalisation and Facilitation Account (TILF)	6	-	1	-	1	1	-	-	-	-	-
APEC Support Fund (ASF) - General Fund	12	1	-	4	-	3	-	5	-	-	-
ASF Sub-funds	17	2	2	3	5	1	1	11	-	3	1
ASF: Human Security	-	-	-	-	-	-	-	-	-	-	-
ASF: Energy Efficiency and Low Carbon Measures	1	-	-	-	-	1	-	-	-	-	-
ASF: APEC Supply Chain Connectivity	-	-	-	-	-	-	-	-	-	-	-
ASF: Free Trade Area of the Asia-Pacific and Global Value Chains	4	-	1	-	4	-	-	-	-	-	-
ASF: Innovative Development, Economic Reform and Growth	4	1	-	1	-	-	-	1	-	-	-
ASF: Connectivity	-	-	-	-	-	-	-	-	-	-	-
ASF: Mining	-	-	-	-	-	-	-	-	-	-	-
ASF: Micro, Small and Medium Enterprises	8	1	1	2	1	-	1	4	-	3	1
ASF: APEC's New Strategy on Structural Reform (ANSSR)	-	-	-	-	-	-	-	-	-	-	-
ASF: Renewed APEC Agenda on Structural Reform (RAASR)	-	-	-	-	-	-	-	-	-	-	-
ASF: Women and the Economy	-	-	-	-	-	-	-	5	-	-	-
ASF: Economic Development in Remote Areas	-	-	-	-	-	-	-	-	-	-	-
ASF: Digital Innovation	-	-	-	-	-	-	-	1	-	-	-
ASF: Health and Emergency Preparedness	-	-	-	-	-	-	-	-	-	-	-
<b>B. Number of APEC projects by proposing economy</b>											
Projects with singular proponents	51	4	6	10	10	3	7	30	1	5	2
East Asia	19	1	2	4	4	3	5	6	-	2	1

Category	PA7	PA7.a	PA7.b	PA7.c	PA7.d	PA7.e	PA7.f	PA8	PA8.a	PA8.b	PA8.c
China	8	1	1	1	3	1	5	-	-	-	-
Chinese Taipei	3	-	-	1	-	-	-	4	-	1	-
Hong Kong, China	-	-	-	-	-	-	-	-	-	-	-
Japan	3	-	-	-	-	2	-	-	-	-	-
Korea	5	-	1	2	1	-	-	2	-	1	1
Southeast Asia	13	1	1	3	3	-	1	10	-	2	-
Brunei Darussalam	-	-	-	-	-	-	-	-	-	-	-
Indonesia	-	-	-	-	-	-	-	1	-	-	-
Malaysia	2	-	-	2	-	-	-	1	-	-	-
Philippines	4	1	1	1	1	-	-	3	-	1	-
Singapore	-	-	-	-	-	-	-	-	-	-	-
Thailand	1	-	-	-	-	-	-	-	-	-	-
Viet Nam	6	-	-	-	2	-	1	5	-	1	-
Other Asia	2	-	-	-	1	-	-	2	-	-	-
Russia	2	-	-	-	1	-	-	2	-	-	-
Oceania	4	-	2	-	1	-	1	5	-	1	1
Australia	1	-	-	-	-	-	1	4	-	1	1
New Zealand	1	-	1	-	-	-	-	1	-	-	-
Papua New Guinea	2	-	1	-	1	-	-	-	-	-	-
North America	6	-	-	2	-	-	-	3	-	-	-
Canada	1	-	-	-	-	-	-	-	-	-	-
Mexico	1	-	-	1	-	-	-	-	-	-	-
United States	4	-	-	1	-	-	-	3	-	-	-
South America	7	2	1	1	1	-	-	4	1	-	-
Chile	4	-	1	1	-	-	-	4	1	-	-
Peru	3	2	-	-	1	-	-	-	-	-	-
Projects with multiple proponents	8	-	1	1	1	4	-	1	-	-	-
<b>C. Number of supported APEC projects by member economy</b>											
East Asia	n/a	n/a	n/a	n/a	n/a	n/a	n/a	n/a	n/a	n/a	n/a
China	11	1	-	3	2	2	-	3	-	-	-
Chinese Taipei	23	-	1	4	2	3	3	9	-	1	-
Hong Kong, China	17	1	3	4	5	1	5	2	-	1	1
Japan	16	1	4	3	4	2	1	11	-	1	-
Korea	22	2	1	6	3	3	1	7	-	1	-
Southeast Asia	n/a	n/a	n/a	n/a	n/a	n/a	n/a	n/a	n/a	n/a	n/a
Brunei Darussalam	1	-	-	-	-	-	-	-	-	-	-
Indonesia	14	-	-	2	2	5	1	3	-	1	-
Malaysia	13	-	1	3	1	2	2	10	1	2	-
Philippines	21	-	2	2	3	2	3	11	-	2	-
Singapore	17	1	1	3	4	4	4	2	-	-	-

Category	PA7	PA7.a	PA7.b	PA7.c	PA7.d	PA7.e	PA7.f	PA8	PA8.a	PA8.b	PA8.c
Thailand	16	1	3	4	3	3	2	7	-	1	-
Viet Nam	16	-	-	3	3	5	-	8	-	1	-
Other Asia	n/a	n/a	n/a	n/a	n/a	n/a	n/a	n/a	n/a	n/a	n/a
Russia	15	2	2	3	-	4	1	6	-	1	-
Oceania	n/a	n/a	n/a	n/a	n/a	n/a	n/a	n/a	n/a	n/a	n/a
Australia	17	1	3	4	4	3	1	10	-	1	-
New Zealand	3	-	1	-	1	1	-	6	1	1	-
Papua New Guinea	16	2	2	2	3	4	3	11	-	4	2
North America	n/a	n/a	n/a	n/a	n/a	n/a	n/a	n/a	n/a	n/a	n/a
Canada	5	-	-	-	-	2	1	5	-	-	-
Mexico	22	3	2	3	4	2	1	10	-	3	1
United States	16	1	1	4	1	4	1	5	-	1	-
South America	n/a	n/a	n/a	n/a	n/a	n/a	n/a	n/a	n/a	n/a	n/a
Chile	13	1	3	4	2	2	-	7	-	1	-
Peru	21	1	2	5	2	5	3	10	-	3	1
<b>D. Number of APEC projects by sponsoring APEC forum</b>											
Self-Funded	20	1	3	4	4	1	6	13	1	1	1
SOM Steering Committee on Economic and Technical Cooperation (SCE)	16	1	2	3	3	1	6	11	1	1	1
Agricultural Technical Cooperation Working Group (ATCWG)	-	-	-	-	-	-	-	-	-	-	-
Anti-Corruption and Transparency Experts' Working Group (ACTWG)	-	-	-	-	-	-	-	-	-	-	-
Counter-Terrorism Working Group (CTWG)	-	-	-	-	-	-	-	-	-	-	-
Emergency Preparedness Working Group (EPWG)	-	-	-	-	-	-	-	-	-	-	-
Energy Working Group (EWG)	-	-	-	-	-	-	-	-	-	-	-
Experts Group on Illegal Logging and Associated Trade (EGILAT)	-	-	-	-	-	-	-	-	-	-	-
Health Working Group (HWG)	-	-	-	-	-	-	-	-	-	-	-
Human Resource Development Working Group (HRDWG)	-	-	-	-	-	-	-	-	-	-	-

Category	PA7	PA7.a	PA7.b	PA7.c	PA7.d	PA7.e	PA7.f	PA8	PA8.a	PA8.b	PA8.c
Oceans and Fisheries Working Group (OFWG)	-	-	-	-	-	-	-	-	-	-	-
Policy Partnership on Food Security (PPFS)	-	-	-	-	-	-	-	-	-	-	-
Policy Partnership on Science, Technology and Innovation (PPSTI)	-	-	-	-	-	-	-	-	-	-	-
Policy Partnership for Women and the Economy (PPWE)	2	-	-	-	-	-	-	6	1	-	-
Small and Medium Enterprises Working Group (SMEWG)	14	1	2	3	3	1	6	5	-	1	1
Telecommunications and Information Working Group (TELWG)	-	-	-	-	-	-	-	-	-	-	-
Tourism Working Group (TWG)	-	-	-	-	-	-	-	-	-	-	-
Transportation Working Group (TPTWG)	-	-	-	-	-	-	-	-	-	-	-
SCE, No Working Group Specified	-	-	-	-	-	-	-	-	-	-	-
Committee on Trade and Investment (CTI)	2	-	1	1	1	-	-	1	-	-	-
Business Mobility Group (BMG)	-	-	-	-	-	-	-	-	-	-	-
Digital Economy Steering Group (DESG)	-	-	-	-	-	-	-	-	-	-	-
Electronic Commerce Steering Group (ECSG)	-	-	-	-	-	-	-	-	-	-	-
Group on Services (GOS)	-	-	-	-	-	-	-	-	-	-	-
Intellectual Property Rights Experts Group (IPEG)	1	-	-	1	-	-	-	-	-	-	-
Investment Experts' Group (IEG)	1	-	1	-	1	-	-	1	-	-	-
Market Access Group (MAG)	-	-	-	-	-	-	-	-	-	-	-
Sub-Committee on Standards and Conformance (SCSC)	-	-	-	-	-	-	-	-	-	-	-



Category	PA7	PA7.a	PA7.b	PA7.c	PA7.d	PA7.e	PA7.f	PA8	PA8.a	PA8.b	PA8.c
Sub-Committee on Customs Procedures (SCCP)	-	-	-	-	-	-	-	-	-	-	-
Automotive Dialogue (AD)	-	-	-	-	-	-	-	-	-	-	-
Chemical Dialogue (CD)	-	-	-	-	-	-	-	-	-	-	-
Life Sciences Innovation Forum (LSIF)	-	-	-	-	-	-	-	-	-	-	-
High Level Policy Dialogue on Agricultural Biotechnology (HLPDAB)	-	-	-	-	-	-	-	-	-	-	-
CTI, No Working Group or Dialogue Specified	-	-	-	-	-	-	-	-	-	-	-
Senior Finance Officials' Meeting (SFOM)	-	-	-	-	-	-	-	-	-	-	-
Finance Ministers Process (FMP)	-	-	-	-	-	-	-	-	-	-	-
Economic Committee (EC)	2	-	-	-	-	-	-	1	-	-	-
Competition Policy and Law Group (CPLG)	-	-	-	-	-	-	-	-	-	-	-
Mining Task Force (MTF)	-	-	-	-	-	-	-	-	-	-	-
EC, No Working Group Specified	2	-	-	-	-	-	-	1	-	-	-
Others	-	-	-	-	-	-	-	-	-	-	-
Ad Hoc Group on Economic Trends and Issues (ETI)	-	-	-	-	-	-	-	-	-	-	-
Group of Friends on Disability (GoFD)	-	-	-	-	-	-	-	-	-	-	-
APEC-Funded	39	3	4	7	7	6	1	18	-	4	1
SOM Steering Committee on Economic and Technical Cooperation (SCE)	24	1	1	5	2	3	1	18	-	4	1
Agricultural Technical Cooperation Working Group (ATCWG)	-	-	-	-	-	-	-	-	-	-	-
Anti-Corruption and Transparency Experts' Working Group (ACTWG)	-	-	-	-	-	-	-	-	-	-	-

Category	PA7	PA7.a	PA7.b	PA7.c	PA7.d	PA7.e	PA7.f	PA8	PA8.a	PA8.b	PA8.c
Counter-Terrorism Working Group (CTWG)	-	-	-	-	-	-	-	-	-	-	-
Emergency Preparedness Working Group (EPWG)	2	-	-	-	-	-	-	-	-	-	-
Energy Working Group (EWG)	-	-	-	-	-	-	-	-	-	-	-
Experts Group on Illegal Logging and Associated Trade (EGILAT)	-	-	-	-	-	-	-	-	-	-	-
Health Working Group (HWG)	-	-	-	-	-	-	-	-	-	-	-
Human Resource Development Working Group (HRDWG)	-	-	-	-	-	-	-	-	-	-	-
Oceans and Fisheries Working Group (OFWG)	-	-	-	-	-	-	-	-	-	-	-
Policy Partnership on Food Security (PPFS)	-	-	-	-	-	-	-	-	-	-	-
Policy Partnership on Science, Technology and Innovation (PPSTI)	-	-	-	-	-	-	-	-	-	-	-
Policy Partnership for Women and the Economy (PPWE)	3	-	-	-	-	-	-	9	-	1	-
Small and Medium Enterprises Working Group (SMEWG)	19	1	1	5	2	3	1	9	-	3	1
Telecommunications and Information Working Group (TELWG)	-	-	-	-	-	-	-	-	-	-	-
Tourism Working Group (TWG)	-	-	-	-	-	-	-	-	-	-	-
Transportation Working Group (TPTWG)	-	-	-	-	-	-	-	-	-	-	-
SCE, No Working Group Specified	-	-	-	-	-	-	-	-	-	-	-
Committee on Trade and Investment (CTI)	15	2	3	2	5	3	-	-	-	-	-
Business Mobility Group (BMG)	-	-	-	-	-	-	-	-	-	-	-

Category	PA7	PA7.a	PA7.b	PA7.c	PA7.d	PA7.e	PA7.f	PA8	PA8.a	PA8.b	PA8.c
Digital Economy Steering Group (DESG)	-	-	-	-	-	-	-	-	-	-	-
Electronic Commerce Steering Group (ECSG)	-	-	-	-	-	-	-	-	-	-	-
Group on Services (GOS)	-	-	-	-	-	-	-	-	-	-	-
Intellectual Property Rights Experts Group (IPEG)	5	2	1	2	-	-	-	-	-	-	-
Investment Experts' Group (IEG)	1	-	1	-	1	-	-	-	-	-	-
Market Access Group (MAG)	-	-	-	-	-	-	-	-	-	-	-
Sub-Committee on Standards and Conformance (SCSC)	3	-	-	-	-	2	-	-	-	-	-
Sub-Committee on Customs Procedures (SCCP)	-	-	-	-	-	-	-	-	-	-	-
Automotive Dialogue (AD)	-	-	-	-	-	-	-	-	-	-	-
Chemical Dialogue (CD)	-	-	-	-	-	-	-	-	-	-	-
Life Sciences Innovation Forum (LSIF)	-	-	-	-	-	-	-	-	-	-	-
High Level Policy Dialogue on Agricultural Biotechnology (HLPDAB)	-	-	-	-	-	-	-	-	-	-	-
CTI, No Working Group or Dialogue Specified	6	-	1	-	4	1	-	-	-	-	-
Senior Finance Officials' Meeting (SFOM)	-	-	-	-	-	-	-	-	-	-	-
Finance Ministers Process (FMP)	-	-	-	-	-	-	-	-	-	-	-
Economic Committee (EC)	-	-	-	-	-	-	-	-	-	-	-
Competition Policy and Law Group (CPLG)	-	-	-	-	-	-	-	-	-	-	-
Mining Task Force (MTF)	-	-	-	-	-	-	-	-	-	-	-
EC, No Working Group Specified	-	-	-	-	-	-	-	-	-	-	-

Category	PA7	PA7.a	PA7.b	PA7.c	PA7.d	PA7.e	PA7.f	PA8	PA8.a	PA8.b	PA8.c
Others	-	-	-	-	-	-	-	-	-	-	-
Ad Hoc Group on Economic Trends and Issues (ETI)	-	-	-	-	-	-	-	-	-	-	-
Group of Friends on Disability (GoFD)	-	-	-	-	-	-	-	-	-	-	-
<b>E. Average value of self-funded APEC projects by sponsoring APEC forum, USD</b>											
Self-Funded	512,916	3,200,000	140,667	827,500	1,658,700	404,800	1,120,733	90,142	165,500	260,000	260,000
SOM Steering Committee on Economic and Technical Cooperation (SCE)	634,894	3,200,000	196,000	1,093,333	2,201,600	404,800	1,120,733	94,195	165,500	260,000	260,000
Agricultural Technical Cooperation Working Group (ATCWG)	.	.	.	.	.	.	.	.	.	.	.
Anti-Corruption and Transparency Experts' Working Group (ACTWG)	.	.	.	.	.	.	.	.	.	.	.
Counter-Terrorism Working Group (CTWG)	.	.	.	.	.	.	.	.	.	.	.
Emergency Preparedness Working Group (EPWG)	.	.	.	.	.	.	.	.	.	.	.
Energy Working Group (EWG)	.	.	.	.	.	.	.	.	.	.	.
Experts Group on Illegal Logging and Associated Trade (EGILAT)	.	.	.	.	.	.	.	.	.	.	.
Health Working Group (HWG)	.	.	.	.	.	.	.	.	.	.	.
Human Resource Development Working Group (HRDWG)	.	.	.	.	.	.	.	.	.	.	.
Oceans and Fisheries Working Group (OFWG)	.	.	.	.	.	.	.	.	.	.	.
Policy Partnership on Food Security (PPFS)	.	.	.	.	.	.	.	.	.	.	.
Policy Partnership on Science, Technology and Innovation (PPSTI)	.	.	.	.	.	.	.	.	.	.	.

Category	PA7	PA7.a	PA7.b	PA7.c	PA7.d	PA7.e	PA7.f	PA8	PA8.a	PA8.b	PA8.c
Policy Partnership for Women and the Economy (PPWE)	89,000	.	.	.	.	.	.	89,417	165,500	.	.
Small and Medium Enterprises Working Group (SMEWG)	712,879	3,200,000	196,000	1,093,333	2,201,600	404,800	1,120,733	99,928	.	260,000	260,000
Telecommunications and Information Working Group (TELWG)	.	.	.	.	.	.	.	.	.	.	.
Tourism Working Group (TWG)	.	.	.	.	.	.	.	.	.	.	.
Transportation Working Group (TPTWG)	.	.	.	.	.	.	.	.	.	.	.
SCE, No Working Group Specified	.	.	.	.	.	.	.	.	.	.	.
Committee on Trade and Investment (CTI)	30,000	.	30,000	30,000	30,000	.	.	30,000	.	.	.
Business Mobility Group (BMG)	.	.	.	.	.	.	.	.	.	.	.
Digital Economy Steering Group (DESG)	.	.	.	.	.	.	.	.	.	.	.
Electronic Commerce Steering Group (ECSG)	.	.	.	.	.	.	.	.	.	.	.
Group on Services (GOS)	.	.	.	.	.	.	.	.	.	.	.
Intellectual Property Rights Experts Group (IPEG)	30,000	.	.	30,000	.	.	.	.	.	.	.
Investment Experts' Group (IEG)	30,000	.	30,000	.	30,000	.	.	30,000	.	.	.
Market Access Group (MAG)	.	.	.	.	.	.	.	.	.	.	.
Sub-Committee on Standards and Conformance (SCSC)	.	.	.	.	.	.	.	.	.	.	.
Sub-Committee on Customs Procedures (SCCP)	.	.	.	.	.	.	.	.	.	.	.
Automotive Dialogue (AD)	.	.	.	.	.	.	.	.	.	.	.
Chemical Dialogue (CD)	.	.	.	.	.	.	.	.	.	.	.

Category	PA7	PA7.a	PA7.b	PA7.c	PA7.d	PA7.e	PA7.f	PA8	PA8.a	PA8.b	PA8.c
Life Sciences Innovation Forum (LSIF)	.	.	.	.	.	.	.	.	.	.	.
High Level Policy Dialogue on Agricultural Biotechnology (HLPDAB)	.	.	.	.	.	.	.	.	.	.	.
CTI, No Working Group or Dialogue Specified	.	.	.	.	.	.	.	.	.	.	.
Senior Finance Officials' Meeting (SFOM)	.	.	.	.	.	.	.	.	.	.	.
Finance Ministers Process (FMP)	.	.	.	.	.	.	.	.	.	.	.
Economic Committee (EC)	20,000	.	.	.	.	.	.	105,700	.	.	.
Competition Policy and Law Group (CPLG)	.	.	.	.	.	.	.	.	.	.	.
Mining Task Force (MTF)	.	.	.	.	.	.	.	.	.	.	.
EC, No Working Group Specified	20,000	.	.	.	.	.	.	105,700	.	.	.
Others	.	.	.	.	.	.	.	.	.	.	.
Ad Hoc Group on Economic Trends and Issues (ETI)	.	.	.	.	.	.	.	.	.	.	.
Group of Friends on Disability (GoFD)	.	.	.	.	.	.	.	.	.	.	.
<b>F. Average APEC funding of APEC-funded projects by sponsoring APEC forum, USD (% share to average value)</b>											
APEC-Funded	111,626 (65.4)	94,979 (85.6)	103,500 (70.3)	110,423 (62.3)	103,083 (80.5)	136,325 (54.0)	125,000 (86.2)	104,604 (66.0)	.	90,245 (58.0)	95,980 (49.0)
SOM Steering Committee on Economic and Technical Cooperation (SCE)	113,366 (59.5)	122,500 (75.7)	70,000 (93.3)	111,017 (59.4)	120,000 (77.3)	137,826 (37.3)	125,000 (86.2)	104,604 (66.0)	.	90,245 (58.0)	95,980 (49.0)
Agricultural Technical Cooperation Working Group (ATCWG)	.	.	.	.	.	.	.	.	.	.	.
Anti-Corruption and Transparency Experts' Working Group (ACTWG)	.	.	.	.	.	.	.	.	.	.	.
Counter-Terrorism Working Group (CTWG)	.	.	.	.	.	.	.	.	.	.	.
Emergency Preparedness Working Group (EPWG)	117,366 (58.7)	.	.	.	.	.	.	.	.	.	.

Category	PA7	PA7.a	PA7.b	PA7.c	PA7.d	PA7.e	PA7.f	PA8	PA8.a	PA8.b	PA8.c
Energy Working Group (EWG)	.	.	.	.	.	.	.	.	.	.	.
Experts Group on Illegal Logging and Associated Trade (EGILAT)	.	.	.	.	.	.	.	.	.	.	.
Health Working Group (HWG)	.	.	.	.	.	.	.	.	.	.	.
Human Resource Development Working Group (HRDWG)	.	.	.	.	.	.	.	.	.	.	.
Oceans and Fisheries Working Group (OFWG)	.	.	.	.	.	.	.	.	.	.	.
Policy Partnership on Food Security (PPFS)	.	.	.	.	.	.	.	.	.	.	.
Policy Partnership on Science, Technology and Innovation (PPSTI)	.	.	.	.	.	.	.	.	.	.	.
Policy Partnership for Women and the Economy (PPWE)	95,676 (87.7)	.	.	.	.	.	.	92,164 (75.1)	.	50,000 (27.5)	.
Small and Medium Enterprises Working Group (SMEWG)	115,738 (57.2)	122,500 (75.7)	70,000 (93.3)	111,017 (59.4)	120,000 (77.3)	137,826 (37.3)	125,000 (86.2)	117,044 (60.2)	.	103,660 (70.5)	95,980 (49.0)
Telecommunications and Information Working Group (TELWG)	.	.	.	.	.	.	.	.	.	.	.
Tourism Working Group (TWG)	.	.	.	.	.	.	.	.	.	.	.
Transportation Working Group (TPTWG)	.	.	.	.	.	.	.	.	.	.	.
SCE, No Working Group Specified	.	.	.	.	.	.	.	.	.	.	.
Committee on Trade and Investment (CTI)	108,842 (78.2)	81,218 (95.1)	114,667 (66.9)	108,938 (71.2)	96,317 (82.2)	134,824 (100.0)	.	.	.	.	.
Business Mobility Group (BMG)	.	.	.	.	.	.	.	.	.	.	.
Digital Economy Steering Group (DESG)	.	.	.	.	.	.	.	.	.	.	.
Electronic Commerce Steering Group (ECSG)	.	.	.	.	.	.	.	.	.	.	.
Group on Services (GOS)	.	.	.	.	.	.	.	.	.	.	.

Category	PA7	PA7.a	PA7.b	PA7.c	PA7.d	PA7.e	PA7.f	PA8	PA8.a	PA8.b	PA8.c
Intellectual Property Rights Experts Group (IPEG)	96,062 (66.1)	81,218 (95.1)	100,000 (40.0)	108,938 (71.2)	.	.	.	.	.	.	.
Investment Experts' Group (IEG)	130,000 (100.0)	.	130,000 (100.0)	.	130,000 (100.0)	.	.	.	.	.	.
Market Access Group (MAG)	.	.	.	.	.	.	.	.	.	.	.
Sub-Committee on Standards and Conformance (SCSC)	144,714 (80.6)	.	.	.	.	117,179 (100.0)	.	.	.	.	.
Sub-Committee on Customs Procedures (SCCP)	.	.	.	.	.	.	.	.	.	.	.
Automotive Dialogue (AD)	.	.	.	.	.	.	.	.	.	.	.
Chemical Dialogue (CD)	.	.	.	.	.	.	.	.	.	.	.
Life Sciences Innovation Forum (LSIF)	.	.	.	.	.	.	.	.	.	.	.
High Level Policy Dialogue on Agricultural Biotechnology (HLPDAB)	.	.	.	.	.	.	.	.	.	.	.
CTI, No Working Group or Dialogue Specified	98,030 (85.0)	.	114,000 (85.1)	.	87,896 (77.2)	170,114 (100.0)	.	.	.	.	.
Senior Finance Officials' Meeting (SFOM)	.	.	.	.	.	.	.	.	.	.	.
Finance Ministers Process (FMP)	.	.	.	.	.	.	.	.	.	.	.
Economic Committee (EC)	.	.	.	.	.	.	.	.	.	.	.
Competition Policy and Law Group (CPLG)	.	.	.	.	.	.	.	.	.	.	.
Mining Task Force (MTF)	.	.	.	.	.	.	.	.	.	.	.
EC, No Working Group Specified	.	.	.	.	.	.	.	.	.	.	.
Others	.	.	.	.	.	.	.	.	.	.	.
Ad Hoc Group on Economic Trends and Issues (ETI)	.	.	.	.	.	.	.	.	.	.	.
Group of Friends on Disability (GoFD)	.	.	.	.	.	.	.	.	.	.	.



Category	PA7	PA7.a	PA7.b	PA7.c	PA7.d	PA7.e	PA7.f	PA8	PA8.a	PA8.b	PA8.c
<b>G. Average value of self-funded APEC projects by proposing economy, USD</b>											
Projects with singular proponents	512,916	3,200,000	140,667	827,500	1,658,700	404,800	1,120,733	90,142	165,500	260,000	260,000
East Asia	777,400	3,200,000	392,000	1,600,000	2,201,600	404,800	1,344,880	48,000	.	.	.
China	965,750	3,200,000	392,000	3,200,000	2,201,600	404,800	1,344,880	.	.	.	.
Chinese Taipei	24,000	.	.	-	.	.	.	48,000	.	.	.
Hong Kong, China	.	.	.	.	.	.	.	.	.	.	.
Japan	.	.	.	.	.	.	.	.	.	.	.
Korea	.	.	.	.	.	.	.	.	.	.	.
Southeast Asia	63,500	.	30,000	.	30,000	.	.	30,000	.	.	.
Brunei Darussalam	.	.	.	.	.	.	.	.	.	.	.
Indonesia	.	.	.	.	.	.	.	.	.	.	.
Malaysia	.	.	.	.	.	.	.	.	.	.	.
Philippines	30,000	.	30,000	.	30,000	.	.	30,000	.	.	.
Singapore	.	.	.	.	.	.	.	.	.	.	.
Thailand	97,000	.	.	.	.	.	.	.	.	.	.
Viet Nam	.	.	.	.	.	.	.	.	.	.	.
Other Asia	-	.	.	.	.	.	.	56,500	.	.	.
Russia	-	.	.	.	.	.	.	56,500	.	.	.
Oceania	-	.	.	.	.	.	.	107,068	.	260,000	260,000
Australia	-	.	.	.	.	.	.	107,410	.	260,000	260,000
New Zealand	.	.	.	.	.	.	.	105,700	.	.	.
Papua New Guinea	.	.	.	.	.	.	.	.	.	.	.
North America	569,328	.	.	30,000	.	.	.	100,000	.	.	.
Canada	2,077,310	.	.	.	.	.	.	.	.	.	.
Mexico	.	.	.	.	.	.	.	.	.	.	.
United States	66,667	.	.	30,000	.	.	.	100,000	.	.	.
South America	40,000	.	-	80,000	.	.	.	122,750	165,500	.	.
Chile	40,000	.	-	80,000	.	.	.	122,750	165,500	.	.
Peru	.	.	.	.	.	.	.	.	.	.	.
Projects with multiple proponents	.	.	.	.	.	.	.	.	.	.	.
<b>H. Average APEC funding of APEC-funded projects by proposing economy, USD (% share to average value)</b>											
Projects with singular proponents	106,887 (71.2)	94,979 (85.6)	100,000 (65.9)	105,179 (74.3)	101,264 (79.7)	127,557 (100.0)	125,000 (86.2)	103,757 (65.4)	.	90,245 (58.0)	95,980 (49.0)
East Asia	107,023 (61.4)	.	100,000 (40.0)	77,500 (54.4)	88,500 (68.1)	127,557 (100.0)	.	85,071 (44.2)	.	72,990 (38.7)	95,980 (49.0)
China	.	.	.	.	.	.	.	.	.	.	.
Chinese Taipei	80,000 (32.7)	.	.	.	.	.	.	81,522 (36.7)	.	50,000 (27.5)	.
Hong Kong, China	.	.	.	.	.	.	.	.	.	.	.

Category	PA7	PA7.a	PA7.b	PA7.c	PA7.d	PA7.e	PA7.f	PA8	PA8.a	PA8.b	PA8.c
Japan	151,633 (81.4)	.	.	.	.	127,557 (100.0)	.	.	.	.	.
Korea	85,662 (56.0)	.	100,000 (40.0)	77,500 (54.4)	88,500 (68.1)	.	.	90,396 (61.0)	.	95,980 (49.0)	95,980 (49.0)
Southeast Asia	116,173 (88.5)	102,436 (100.0)	.	128,525 (100.0)	109,542 (79.8)	.	125,000 (86.2)	105,983 (85.5)	.	107,500 (87.7)	.
Brunei Darussalam	.	.	.	.	.	.	.	.	.	.	.
Indonesia	.	.	.	.	.	.	.	130,000 (82.8)	.	.	.
Malaysia	129,100 (100.0)	.	.	129,100 (100.0)	.	.	.	130,265 (100.0)	.	.	.
Philippines	95,604 (100.0)	102,436 (100.0)	.	127,375 (100.0)	.	.	.	73,500 (93.6)	.	90,000 (90.0)	.
Singapore	.	.	.	.	.	.	.	.	.	.	.
Thailand	.	.	.	.	.	.	.	.	.	.	.
Viet Nam	122,149 (81.6)	.	.	.	109,542 (79.8)	.	125,000 (86.2)	109,316 (81.5)	.	125,000 (86.2)	.
Other Asia	120,000 (75.0)	.	.	.	120,000 (75.0)	.	.	.	.	.	.
Russia	120,000 (75.0)	.	.	.	120,000 (75.0)	.	.	.	.	.	.
Oceania	93,333 (89.1)	.	100,000 (97.6)	.	130,000 (100.0)	.	.	.	.	.	.
Australia	.	.	.	.	.	.	.	.	.	.	.
New Zealand	70,000 (93.3)	.	70,000 (93.3)	.	.	.	.	.	.	.	.
Papua New Guinea	105,000 (87.8)	.	130,000 (100.0)	.	130,000 (100.0)	.	.	.	.	.	.
North America	87,833 (31.7)	.	.	90,500 (50.7)	.	.	.	120,460 (39.7)	.	.	.
Canada	.	.	.	.	.	.	.	.	.	.	.
Mexico	90,500 (50.7)	.	.	90,500 (50.7)	.	.	.	.	.	.	.
United States	85,165 (22.7)	.	.	.	.	.	.	120,460 (39.7)	.	.	.
South America	99,341 (81.2)	91,250 (79.2)	.	.	50,000 (74.0)	.	.	132,103 (84.1)	.	.	.
Chile	132,103 (84.1)	.	.	.	.	.	.	132,103 (84.1)	.	.	.
Peru	77,500 (78.1)	91,250 (79.2)	.	.	50,000 (74.0)	.	.	.	.	.	.

Category	PA7	PA7.a	PA7.b	PA7.c	PA7.d	PA7.e	PA7.f	PA8	PA8.a	PA8.b	PA8.c
Projects with multiple proponents	129,991 (51.9)	.	114,000 (85.1)	141,883 (36.3)	114,000 (85.1)	140,709 (44.7)	.	119,000 (74.8)	.	.	.
<b>I. Average duration of APEC projects by sponsoring APEC forum, days</b>											
Self-Funded	401	396	498	214	351	396	402	349	57	1,301	1,301
SOM Steering Committee on Economic and Technical Cooperation (SCE)	454	396	670	285	417	396	402	384	57	1,301	1,301
Agricultural Technical Cooperation Working Group (ATCWG)	.	.	.	.	.	.	.	.	.	.	.
Anti-Corruption and Transparency Experts' Working Group (ACTWG)	.	.	.	.	.	.	.	.	.	.	.
Counter-Terrorism Working Group (CTWG)	.	.	.	.	.	.	.	.	.	.	.
Emergency Preparedness Working Group (EPWG)	.	.	.	.	.	.	.	.	.	.	.
Energy Working Group (EWG)	.	.	.	.	.	.	.	.	.	.	.
Experts Group on Illegal Logging and Associated Trade (EGILAT)	.	.	.	.	.	.	.	.	.	.	.
Health Working Group (HWG)	.	.	.	.	.	.	.	.	.	.	.
Human Resource Development Working Group (HRDWG)	.	.	.	.	.	.	.	.	.	.	.
Oceans and Fisheries Working Group (OFWG)	.	.	.	.	.	.	.	.	.	.	.
Policy Partnership on Food Security (PPFS)	.	.	.	.	.	.	.	.	.	.	.
Policy Partnership on Science, Technology and Innovation (PPSTI)	.	.	.	.	.	.	.	.	.	.	.
Policy Partnership for Women and the Economy (PPWE)	275	.	.	.	.	.	.	263	57	.	.
Small and Medium Enterprises Working Group (SMEWG)	479	396	670	285	417	396	402	528	.	1,301	1,301

Category	PA7	PA7.a	PA7.b	PA7.c	PA7.d	PA7.e	PA7.f	PA8	PA8.a	PA8.b	PA8.c
Telecommunications and Information Working Group (TELWG)	.	.	.	.	.	.	.	.	.	.	.
Tourism Working Group (TWG)	.	.	.	.	.	.	.	.	.	.	.
Transportation Working Group (TPTWG)	.	.	.	.	.	.	.	.	.	.	.
SCE, No Working Group Specified	.	.	.	.	.	.	.	.	.	.	.
Committee on Trade and Investment (CTI)	77	.	153	1	153	.	.	153	.	.	.
Business Mobility Group (BMG)	.	.	.	.	.	.	.	.	.	.	.
Digital Economy Steering Group (DESG)	.	.	.	.	.	.	.	.	.	.	.
Electronic Commerce Steering Group (ECSG)	.	.	.	.	.	.	.	.	.	.	.
Group on Services (GOS)	.	.	.	.	.	.	.	.	.	.	.
Intellectual Property Rights Experts Group (IPEG)	1	.	.	1	.	.	.	.	.	.	.
Investment Experts' Group (IEG)	153	.	153	.	153	.	.	153	.	.	.
Market Access Group (MAG)	.	.	.	.	.	.	.	.	.	.	.
Sub-Committee on Standards and Conformance (SCSC)	.	.	.	.	.	.	.	.	.	.	.
Sub-Committee on Customs Procedures (SCCP)	.	.	.	.	.	.	.	.	.	.	.
Automotive Dialogue (AD)	.	.	.	.	.	.	.	.	.	.	.
Chemical Dialogue (CD)	.	.	.	.	.	.	.	.	.	.	.
Life Sciences Innovation Forum (LSIF)	.	.	.	.	.	.	.	.	.	.	.
High Level Policy Dialogue on Agricultural Biotechnology (HLPDAB)	.	.	.	.	.	.	.	.	.	.	.
CTI, No Working Group or Dialogue Specified	.	.	.	.	.	.	.	.	.	.	.

Category	PA7	PA7.a	PA7.b	PA7.c	PA7.d	PA7.e	PA7.f	PA8	PA8.a	PA8.b	PA8.c
Senior Finance Officials' Meeting (SFOM)	.	.	.	.	.	.	.	.	.	.	.
Finance Ministers Process (FMP)	.	.	.	.	.	.	.	.	.	.	.
Economic Committee (EC)	305	.	.	.	.	.	.	159	.	.	.
Competition Policy and Law Group (CPLG)	.	.	.	.	.	.	.	.	.	.	.
Mining Task Force (MTF)	.	.	.	.	.	.	.	.	.	.	.
EC, No Working Group Specified	305	.	.	.	.	.	.	159	.	.	.
Others	.	.	.	.	.	.	.	.	.	.	.
Ad Hoc Group on Economic Trends and Issues (ETI)	.	.	.	.	.	.	.	.	.	.	.
Group of Friends on Disability (GoFD)	.	.	.	.	.	.	.	.	.	.	.
APEC-Funded	397	356	397	305	396	452	396	369	.	350	30
SOM Steering Committee on Economic and Technical Cooperation (SCE)	381	306	550	244	366	457	396	369	.	350	30
Agricultural Technical Cooperation Working Group (ATCWG)	.	.	.	.	.	.	.	.	.	.	.
Anti-Corruption and Transparency Experts' Working Group (ACTWG)	.	.	.	.	.	.	.	.	.	.	.
Counter-Terrorism Working Group (CTWG)	.	.	.	.	.	.	.	.	.	.	.
Emergency Preparedness Working Group (EPWG)	350	.	.	.	.	.	.	.	.	.	.
Energy Working Group (EWG)	.	.	.	.	.	.	.	.	.	.	.
Experts Group on Illegal Logging and Associated Trade (EGILAT)	.	.	.	.	.	.	.	.	.	.	.
Health Working Group (HWG)	.	.	.	.	.	.	.	.	.	.	.
Human Resource Development Working Group (HRDWG)	.	.	.	.	.	.	.	.	.	.	.

Category	PA7	PA7.a	PA7.b	PA7.c	PA7.d	PA7.e	PA7.f	PA8	PA8.a	PA8.b	PA8.c
Oceans and Fisheries Working Group (OFWG)	.	.	.	.	.	.	.	.	.	.	.
Policy Partnership on Food Security (PPFS)	.	.	.	.	.	.	.	.	.	.	.
Policy Partnership on Science, Technology and Innovation (PPSTI)	.	.	.	.	.	.	.	.	.	.	.
Policy Partnership for Women and the Economy (PPWE)	427	.	.	.	.	.	.	427	.	640	.
Small and Medium Enterprises Working Group (SMEWG)	377	306	550	244	366	457	396	311	.	254	30
Telecommunications and Information Working Group (TELWG)	.	.	.	.	.	.	.	.	.	.	.
Tourism Working Group (TWG)	.	.	.	.	.	.	.	.	.	.	.
Transportation Working Group (TPTWG)	.	.	.	.	.	.	.	.	.	.	.
SCE, No Working Group Specified	.	.	.	.	.	.	.	.	.	.	.
Committee on Trade and Investment (CTI)	423	381	346	458	408	447	.	.	.	.	.
Business Mobility Group (BMG)	.	.	.	.	.	.	.	.	.	.	.
Digital Economy Steering Group (DESG)	.	.	.	.	.	.	.	.	.	.	.
Electronic Commerce Steering Group (ECSG)	.	.	.	.	.	.	.	.	.	.	.
Group on Services (GOS)	.	.	.	.	.	.	.	.	.	.	.
Intellectual Property Rights Experts Group (IPEG)	408	381	366	458	.	.	.	.	.	.	.
Investment Experts' Group (IEG)	214	.	214	.	214	.	.	.	.	.	.
Market Access Group (MAG)	.	.	.	.	.	.	.	.	.	.	.
Sub-Committee on Standards and Conformance (SCSC)	457	.	.	.	.	427	.	.	.	.	.

Category	PA7	PA7.a	PA7.b	PA7.c	PA7.d	PA7.e	PA7.f	PA8	PA8.a	PA8.b	PA8.c
Sub-Committee on Customs Procedures (SCCP)	.	.	.	.	.	.	.	.	.	.	.
Automotive Dialogue (AD)	.	.	.	.	.	.	.	.	.	.	.
Chemical Dialogue (CD)	.	.	.	.	.	.	.	.	.	.	.
Life Sciences Innovation Forum (LSIF)	.	.	.	.	.	.	.	.	.	.	.
High Level Policy Dialogue on Agricultural Biotechnology (HLPDAB)	.	.	.	.	.	.	.	.	.	.	.
CTI, No Working Group or Dialogue Specified	452	.	457	.	457	488	.	.	.	.	.
Senior Finance Officials' Meeting (SFOM)	.	.	.	.	.	.	.	.	.	.	.
Finance Ministers Process (FMP)	.	.	.	.	.	.	.	.	.	.	.
Economic Committee (EC)	.	.	.	.	.	.	.	.	.	.	.
Competition Policy and Law Group (CPLG)	.	.	.	.	.	.	.	.	.	.	.
Mining Task Force (MTF)	.	.	.	.	.	.	.	.	.	.	.
EC, No Working Group Specified	.	.	.	.	.	.	.	.	.	.	.
Others	.	.	.	.	.	.	.	.	.	.	.
Ad Hoc Group on Economic Trends and Issues (ETI)	.	.	.	.	.	.	.	.	.	.	.
Group of Friends on Disability (GoFD)	.	.	.	.	.	.	.	.	.	.	.
<b>J. Average duration of APEC projects by proposing economy, days</b>											
Self-Funded	401	396	498	214	351	396	402	349	57	1,301	1,301
Projects with singular proponents	401	396	498	214	351	396	402	349	57	1,301	1,301
East Asia	460	396	1,126	351	417	396	482	183	.	.	.
China	514	396	1,126	396	417	396	482	.	.	.	.
Chinese Taipei	245	.	.	306	.	.	.	183	.	.	.
Hong Kong, China	.	.	.	.	.	.	.	.	.	.	.
Japan	.	.	.	.	.	.	.	.	.	.	.
Korea	.	.	.	.	.	.	.	.	.	.	.
Southeast Asia	184	.	153	.	153	.	.	153	.	.	.
Brunei Darussalam	.	.	.	.	.	.	.	.	.	.	.

Category	PA7	PA7.a	PA7.b	PA7.c	PA7.d	PA7.e	PA7.f	PA8	PA8.a	PA8.b	PA8.c
Indonesia	.	.	.	.	.	.	.	.	.	.	.
Malaysia	.	.	.	.	.	.	.	.	.	.	.
Philippines	153	.	153	.	153	.	.	153	.	.	.
Singapore	.	.	.	.	.	.	.	.	.	.	.
Thailand	214	.	.	.	.	.	.	.	.	.	.
Viet Nam	.	.	.	.	.	.	.	.	.	.	.
Other Asia	395	.	.	.	.	.	.	351	.	.	.
Russia	395	.	.	.	.	.	.	351	.	.	.
Oceania	2	.	.	.	.	.	2	493	.	1,301	1,301
Australia	2	.	.	.	.	.	2	576	.	1,301	1,301
New Zealand	.	.	.	.	.	.	.	159	.	.	.
Papua New Guinea	.	.	.	.	.	.	.	.	.	.	.
North America	572	.	.	1	.	.	.	351	.	.	.
Canada	1,705	.	.	.	.	.	.	.	.	.	.
Mexico	.	.	.	.	.	.	.	.	.	.	.
United States	194	.	.	1	.	.	.	351	.	.	.
South America	184	.	214	153	.	.	.	165	57	.	.
Chile	184	.	214	153	.	.	.	165	57	.	.
Peru	.	.	.	.	.	.	.	.	.	.	.
Projects with multiple proponents	.	.	.	.	.	.	.	.	.	.	.
APEC-Funded	397	356	397	305	396	452	396	369	.	350	30
Projects with singular proponents	392	356	377	290	386	488	396	366	.	350	30
East Asia	349	.	366	62	396	488	.	372	.	335	30
China	.	.	.	.	.	.	.	.	.	.	.
Chinese Taipei	365	.	.	.	.	.	.	478	.	640	.
Hong Kong, China	.	.	.	.	.	.	.	.	.	.	.
Japan	498	.	.	.	.	488	.	.	.	.	.
Korea	256	.	366	62	396	.	.	213	.	30	30
Southeast Asia	424	365	.	356	473	.	396	376	.	366	.
Brunei Darussalam	.	.	.	.	.	.	.	.	.	.	.
Indonesia	.	.	.	.	.	.	.	336	.	.	.
Malaysia	351	.	.	351	.	.	.	456	.	.	.
Philippines	416	365	.	366	.	.	.	427	.	335	.
Singapore	.	.	.	.	.	.	.	.	.	.	.
Thailand	.	.	.	.	.	.	.	.	.	.	.
Viet Nam	452	.	.	.	473	.	396	347	.	396	.
Other Asia	365	.	.	.	365	.	.	.	.	.	.
Russia	365	.	.	.	365	.	.	.	.	.	.



Category	PA7	PA7.a	PA7.b	PA7.c	PA7.d	PA7.e	PA7.f	PA8	PA8.a	PA8.b	PA8.c
Oceania	376	.	382	.	214	.	.	.	.	.	.
Australia	.	.	.	.	.	.	.	.	.	.	.
New Zealand	550	.	550	.	.	.	.	.	.	.	.
Papua New Guinea	290	.	214	.	214	.	.	.	.	.	.
North America	503	.	.	549	.	.	.	213	.	.	.
Canada	.	.	.	.	.	.	.	.	.	.	.
Mexico	549	.	.	549	.	.	.	.	.	.	.
United States	457	.	.	.	.	.	.	213	.	.	.
South America	372	351	.	.	396	.	.	381	.	.	.
Chile	381	.	.	.	.	.	.	381	.	.	.
Peru	366	351	.	.	396	.	.	.	.	.	.
Projects with multiple proponents	415	.	457	396	457	434	.	426	.	.	.

Source: Authors' calculation based on the project database

Note: Zero values are marked as '-' and missing numbers are marked as '.'